CANCER WORD BOOK

With
SEVERN OJIBWE
(Oji-Cree)
EQUIVALENTS



Thunder Bay Regional Health Sciences Centre



Cover artwork

As a representation of the cancer word book, the painting tells a story of comfort, direction, support and guidance. In the most difficult times of life, there are those who provide such comfort, support, direction and guidance. In the native culture, there is interconnectedness between all living beings and the environment. The sun provides warmth, light, growth and nourishment and mother earth gives life, shelter, food and a supportive environment for us to thrive in.

In the painting, the person holding the bowl is healthy and is providing support to the person who is in distress mentally, physically, spiritually, and emotionally. The bowl contains care, support and growth, and is being extended to the other person who is shown as accepting these values. In those times when we are challenged and our spirits are low, it is these values of support, care, guidance and a helping hand that guide and support us through our time of need.

Regional Cancer Care

Northern Cancer Research Foundation

CANCER WORD BOOK

With SEVERN OJIBWE (Oji-Cree) EQUIVALENTS

Anihshinininiimowin	ᐊᓂᐦᑦᓂᓂᒧᐃᐧᐣ
ihkitowinan	ᐃᐦᑭᑐᐃᐧᓇᐣ
gaa-amoowemagak	ᑲᐊᒧᐁᐧᒪᑲᐧ
kichi aakosiiwin ochi	ᑭᒋ ᐊᑯᓯᐃᐧᐣ ᐅᒋ

Thunder Bay Regional Health Sciences Centre

INTRODUCTION

Culture influences the way patients talk about cancer, understand it and communicate their symptoms. It also influences how messages about treatment and care are received by patients. Researchers and translators tell us that cancer terms are highly technical and that it is a challenge to translate words specific to cancer into Aboriginal language.

The Cancer Word Book aims to improve cross-cultural communication between health care providers, patients and family members. Regional Cancer Care's Aboriginal Cancer Committee developed this tool for translators and those who assist health care providers to communicate with aboriginal people. It is designed to assist patient navigators, cultural interpreters and translators who support Aboriginal people and their families who are diagnosed with cancer. It can also assist health care providers to communicate with Aboriginal patients and their family members when translation is not available.

A small working group worked with Bruce Beardy to develop the content and layout. The Interpreter's Manual (Sioux Lookout Zone Hospital, 2000) and the Cancer Word Book (Canadian Cancer Society, 1990) provided useful information for the development of this resource. The Cancer Word Book is designed in two parts: Severn Ojibwe and Ojibwe equivalents. Each section lists the English word with definition and the translated words.

Regional Cancer Care's Aboriginal Cancer Committee is committed to reducing the burden of cancer for Aboriginal people in Northwestern Ontario. Through the development of culturally relevant resources, the committee aims to increase cancer awareness and education about cancer prevention and care for Aboriginal people. The funding for this project was provided by the Northern Cancer Research Foundation (NCRF).

Regional Cancer Care's Aboriginal Cancer Care Committee (2005)

Aboriginal Nursing Program, Lakehead University
Anishnawbe Mushkiki
Canadian Cancer Society – Thunder Bay
Dilico Ojibway Child and Family Services
First Nations and Inuit Health Branch, Health Canada
Hospice Northwest
Matawa First Nations
Metis Nation of Ontario
Nishnawbe Aski Nation
NorWest Community Health Centres
Ontario Metis Aboriginal Association
Pain and Symptom Management Team
Regional Cancer Care – Thunder Bay Regional Health Sciences Centre
Thunder Bay Indian Friendship Centre
Wequedong Lodge

The Severn Ojibwe or Oji-Cree Language consists of many different dialects. Each community somewhat represents its own dialect and the Syllabic writing system and translations will vary accordingly. In this booklet, the common Syllabic writing system is used which is generally practiced by Severn Ojibwe communities. Severn Ojibwe communities are located in the vicinity of the Severn River Basin, hence the Severn Ojibwe. These communities are located in the basin as far as Deer Lake to the west and to Kasibonika in the east, from North Spirit Lake to Sachigo and other communities in between, such as; Bearskin Lake, Muskrat Dam, Kingfisher and Wunnumin. The map below shows where the Severn River Basin is located with respect to some of the communities.

Map was retrieved from the NAN website

GUIDE TO READING THE SEVERN OJIBWE PHONETIC WRITING SYSTEM

There are two sets of vowels in the Severn Ojibwe language, seven vowels altogether; three short and four long. Three short vowels include:

i o a

The remaining four vowels are known as long vowels. The short vowels above are simply paired by adding the same (vowel) letter to it to produce the long sound. The vowel ‘e’ by itself is considered to be a long vowel.

e ii oo aa

The examples of the short and long vowels are:

1. Short Vowels

vowel	English Equivalent	Severn Ojibwe	Translation
i	pin	pi-naa-kwaan ᐱᓇᑲᐧᐣ	comb
o	to	o-naa-gan ᐅᓇᑲᐣ	plate
a	above	mi-nih-kwaa-gan ᒥᓂᑊᑲᐧᑲᐣ	cup

2. Long Vowels

vowel	English Equivalent	Severn Ojibwe	Translation
e	pet	e-mih-kwaan ᐁᒥᑊᑲᐧᐣ	spoon
ii	beat	mii-na ᒦᓇ	again
oo	choose	waa-pooz ᐊᐧᐧᐳᐢ	rabbit
aa	fax	o-daa-baan ᐅᑖᐧᐣ	vehicle

The Severn Ojibwe consonants and vowels which are used in this booklet are:

Consonants	w	p/b	t/d	k/g	ch/j	m	n	s/z	sh/zh	y
Vowels	e	i	ii	o	oo	a	aa			

The examples of the Severn Ojibwe syllable writing system are the following:

Severn Ojibwe						final	English gloss
ᐸ ba	ᐯ be	ᑕ daa	ᐱ pi	ᓄ ne	ᐃ· wi	ᐣ n	**Chronic**

With the 'final' infix and with a 'w' in between the consonant and vowel (c'w'v) cluster:

Severn Ojibwe				final	c'w'v		final	English gloss
ᒥ mii	ᓯ zii	ᐃ· wi	ᐸ pa	ᐡ sh	ᑫ· kwe	ᐊ· wa	ᐡ zh	**Colostomy**

In the Syllabic orthography, a long vowel sound is achieved by simply placing a dot above the Syllabic character as the chart below indicates.

	Severn Ojibwe					Final	English Gloss
Common Syllabics With Long Vowels Roman Orthography	ᒪ ᒫ maa	ᒋ ᒋ ji	ᙱ ᙱ zhoo	ᐁ· ᐁ· we	ᐃ· ᐃ· wi	ᐣ ᐣ n	**Surgery**

Below is the example of the gloss entries in this booklet with common Syllabics.

Medical Word

Cancer

Severn Ojibwe Roman Orthography

kaa-amoowemagak kichi-aakosiiwin / amoogowaapinewin

English Phonetics

ᑲᐊᒧᐁᒪᑲᐧ ᑭᒋ ᐊᑯᓯᐃ·ᐣ / ᐊᒧᑯᐊ·ᐱᓄᐃ·ᐣ

(ga-a-mo-wey-mu-guk ge-che a-ku-se-win / a-mo-go-wa-be-ney-win)

Severn Ojibwe Common Syllabics

Meaning

Cancer is a general term for more than 200 diseases. It is the uncontrolled, abnormal growth of cells that can invade and destroy healthy tissues. Most cancers can also spread to other parts of the body.

SEVERN OJIBWE CONSONANT - VOWEL SYLLABLE CHART

vowels	e	i	ii	o	oo	a	aa	
consonants								Finals
w	we	wi	wii	wo	woo	wa	waa	w
p **b**	pe be	pi bi	pii bii	po bo	poo boo	pa ba	paa baa	p b
t **d**	te de	ti di	tii dii	to do	too doo	ta da	taa daa	t d
k **g**	ke ge	ki gi	kii gii	ko go	koo goo	ka ga	kaa gaa	k g
ch **j**	che je	chi ji	chii jii	cho jo	choo joo	cha ja	chaa jaa	ch j
m	me	mi	mii	mo	moo	ma	maa	m
n	ne	ni	nii	no	noo	na	naa	n
s **z**	se ze	si zi	sii zii	so zo	soo zoo	sa za	saa zaa	s z
sh **zh**	she zhe	shi zhi	shii zhii	sho zho	shoo zhoo	sha zha	shaa zhaa	sh zh
y	ye	yi	yii	yo	yoo	ya	yaa	y

COMMON SEVERN OJIBWE SYLLABICS WRITING SYSTEM CHART
with Roman equivalents

					Finals	
					West	East
	ᐁ e	ᐃ i	ᐅ o	ᐊ a		
west **w**	ᐁ· we	ᐃ· wi	ᐅ· wo	ᐊ· wa	ᐝ	
east **w**	·ᐁ we	·ᐃ wi	·ᐅ wo	·ᐊ wa		ᐝ
p/b	ᐯ pe/be	ᐱ pi/bi	ᐳ po/bo	ᐸ pa/ba	ᐧ	ᐸ
t/d	ᑌ te/de	ᑎ ti/di	ᑐ to/do	ᑕ ta/da	ᐟ	ᑕ
k/g	ᖿ ke/ge	ᖾ ki/gi	ᑯ ko/go	ᑲ ka/ga	ᐠ	ᑲ
ch/j	ᒉ che/je	ᒋ chi/ji	ᒍ cho/jo	ᒐ cha/ja	ᐩ	ᒐ
m	ᒣ me	ᒥ mi	ᒧ mo	ᒪ ma	ᐢ	ᒪ
n	ᓇ ne	ᓂ ni	ᓄ no	ᓇ na	ᐣ	ᓇ
s/z	ᓴ se/ze	ᓯ si/zi	ᓱ so/zo	ᓴ sa/za	ᐤ	ᓴ
sh/zh	ᖘ she/zhe	ᖚ shi/zhi	ᖝ sho/zho	ᖟ sha/zha	ᐥ	ᖟ
y	ᐺ ye	ᐽ yi	ᐿ yo	ᑀ ya	ᐦ	ᐦ

Extra Characters: x = Christ ᐦ = H ᐣ = R ᐤ = L

SEVERN OJIBWE LONG VOWEL SYLLABICS WRITING SYSTEM CHART
with Roman equivalents

					Finals	
					West	East
	ᐁ e	ᐄ i	ᐅ o	ᐆ a		
west **w**	ᐁ· we	ᐄ· wi	ᐅ· wo	ᐆ· wa	ᐝ	
east **w**	·ᐁ we	·ᐄ wi	·ᐅ wo	·ᐆ wa		ᐝ
p/b	ᐯ pe/be	ᐱ pi/bi	ᐳ po/bo	ᐸ pa/ba	ᐩ	ᐸ
t/d	ᑌ te/de	ᑎ ti/di	ᑐ to/do	ᑕ ta/da	ᐧ	ᑕ
k/g	ᑫ ke/ge	ᑭ ki/gi	ᑯ ko/go	ᑲ ka/ga	ᐠ	ᑲ
ch/j	ᒉ che/je	ᒋ chi/ji	ᒍ cho/jo	ᒐ cha/ja	ᐣ	ᒐ
m	ᒣ me	ᒥ mi	ᒧ mo	ᒪ ma	ᐢ	ᒪ
n	ᓄ ne	ᓂ ni	ᓇ no	ᓈ na	ᐤ	ᓈ
s/z	ᓯ se/ze	ᓰ si/zi	ᓱ so/zo	ᓲ sa/za	ᐦ	ᓲ
sh/zh	ᓴ she/zhe	ᓵ shi/zhi	ᓶ sho/zho	ᓷ sha/zha	ᐨ	ᓷ
y	ᔪ ye	ᔫ yi	ᔬ yo	ᔭ ya	ᐥ	ᐥ

Extra Characters: x = Christ ᐦ = H ᐣ = R ᐢ = L

----- A -----

Ache
tewizi
ᑌᐃᑊᔪ
(deh-wih-zih)
A dull pain anywhere in the body that doesn't go away.

Acute
kinibaabinewin
ᑭᓂᐸᐱᖮᐃᑉᐣ
(gi-nih-bap-bi-neh-win)
An illness that happens suddenly or over a short period of time.

Adenocarcinoma
biijiwiyaw kaa'amoowemagak kichi aakosiiwin
ᐱᒋᐃᑊᐅᐣ ᑲᐊᒧᐁᑊᒪᑲᐧ ᑭᒋ ᐊᑯᔪᐃᑉᐣ
(be-chih-we-yow ga-a-mo-weh-ma-guck gi-chih a-ko-see-win)
A type of cancer made up of abnormal gland cells that line the inner surface of some organs in the body.

Adrenal glands
niishin agaasinoon wagichi odiitiikosiiwinig kaa'oji anohkiimagak wiiyaawik
ᓂᑦᐣ ᐊᑲᔪᓄᐣ ᐊᑊᑭᒋ ᐅᑎᑎᑯᔪᐃᑉᓂᐧ ᑲᐅᒋ ᐊᓄᑊᑭᒪᑲᐧ ᐃᑊᐅᐃᑊᐧ
(ne-zhin a-ga-sin-noon wa-gi-chih o-dee-tee-go-see-wi-nick ga-o-chih a-no-kee-ma-guck we-yow-wig)
Two small organs on top of the kidneys that release hormones affecting various body functions.

Allergic, is
omajishkaagon
ᐅᒪᒋᐧᑲᑯᐣ
(o-ma-chish-ga-goon)
When your body or skin reacts badly to something you eat, drink, breathe. You may experience sneezing, watering eyes, hives that itch, shortness of breath and swelling. Can be treated with medication.

Alopecia
binaanikwese
ᐱᓇᓂᑊᐧᓴ
(bi-na-ni-kweh-seh)
Hair loss from chemotherapy. This can include all body hair as well as scalp hair. Your hair grows back after treatment is finished.

Amputation
kiishgishwaagano / kiishgi(bodypart)shwaagano
ᑭᐧᑭᓂᐧᑲᓄ / ᑭᐧᑭ - (ᒥᐅᐃᑊ ᕿᑯᐣ) - ᓂᐧᑲᓄ
(geesh-ge-shwa-gun-no)
Cutting off a limb or part of the body.

Analgesic
wiisakiziiwi mashkiki / wiisagendamowi mashkiki
ᐃᑊᓴᑭᔪᐃᑊ ᒪᐧᑭᑭ / ᐃᑊᓴᕿᐣᑕᒧᐃᑊ ᒪᐧᑭᑭ
(we-sa-gih-see-we mush-ge-ge / we-sa-ken-da-mo-wi mush-ge-ge)
A drug that takes away pain.

Anemia
jaakimiskwi misko manjosesak
ᒐᑭᒥᐧᑭᑊ ᒥᐧᑯᒪᐣᒍᓴᓴᐧ
(cha-gi-mis-kwee misko-man-chos-seh-suck)
A shortage of red blood cells, which may cause fatigue.

Anesthesia
nipehiitiwin mashkiki
ᓂᐯᐦᐃᑎᐃᑉᐣ ᒪᐧᑭᑭ
(ni-be-he-tee-win mush-ge-ge)
A drug inhaled or injected into you to freeze or numb your body, to put you to sleep so you don't feel anything.

Anorexia
baawaniiyaapinewin
ᐸᐊᑊᓂᐅᐱᖮᐃᑉᐣ
(ba-wan-nee-yaa-pin-neh-win)
Lack of appetite for food. Appetite loss that is sometimes a side effect of chemotherapy.

Antibiotic
kiige mashkiki
ᑭᕝ ᒪᖕᑭᑭ
(key-geh mush-ge-ge)
Healing medicine.

Anticoagulant
miskoyaabiiwi tawinikani mashkiki
ekaa wado ji'ayaag
ᒥᖕᑯᐳᐱᐃ· ᑕᐃ·ᓂᑲᓂ ᒪᖕᑭᑭ ᐁᑲ ᐊ·ᑐ ᒋᐊᐳᔾ
(mis-ko-yaa-be-we da-wi-ni-gun-ne mush-ge-ge eh-gaa wa-do chee-a-yaak)
Drug/medicine that is used to prevent blood clots from forming in your body.

Antiemetic
baagomoo mashkiki
ᐸᑯᒧ ᒪᖕᑭᑭ
(baa-go-mo mush-ge-ge)
A drug that prevents or relieves nausea and vomiting.

Antifungal
omigiiwi mashkiki
ᐅᒥᑭᐃ· ᒪᖕᑭᑭ
(o-me-key-we mush-ge-ge)
A medicine used to treat fungal infections.

Artificial Larynx
noodaagoziiwaabik kaa'agonikadek
migodashgwag
ᓄᑕᑯᓯᐊ·ᐱᔾ ᑲᐊᑯᒃᑲᒐᔾ ᒥᑯᑕᖕᑲ·ᔾ
(no-da-go-zee-wa-bick ga-a-go-ni-ga-deck mi-go-dush-gwaag)
After the voice box (larynx) is removed for cancer an artificial voice box is used. This battery operated machine is held against the throat to create vibrations that enable a person to be heard.

Ascites
gaamooshkinebiisech omisataak
ᑲᒧᖕᑭᓄᐱᔾ ᐅᒥᔾᑕᔾ
(ga-moosh-gi-neh-be-sech o-mi-sa-taack)
Abnormal accumulation of fluid in the belly.

Aspirate
wiikobiihiikanaaboo jiishtahiigan
ᐃ·ᑯᐱᑊᐃᑲᓇᐳ ᒋᖕᑕᑊᐃᑲᒃ
(we-ko-be-he-gun-na-bo jiish-da-he-gun)
The process of removing fluid from a specific area, using a big needle, often used for diagnostic purposes to relieve discomfort.

Atrophy
nihshwaanaadan jiishdateyaabiin
ᓂᑊᔪ·ᓇᑕᒃ ᒪᖕᑲᐃ·ᐃ·ᔾᖕ
(ni-shwa-na-dun cheesh-ta-teh-yaa-been)
Thinning or wasting of the muscles of the body.

Autoimmunity
wiyaw kaamiikaanitisiimakanik
ᐃ·ᔾᖕ° ᑲᒥᑲᓂᑎᓯᒪᑲᓂᔾ
(we-yow ga-me-ga-ni-ti-see-ma-ga-nick)
An abnormal condition in which the body's immune system fights and rejects itself.

Axillary Dissection
kiniishgwahk kamanishwaaganoowaac
anaamihnik
ᑭᓂᖕᑲ·ᑊᔾ ᑲᒪᓂᔪ·ᑲᓄᐊ·⁻ ᐊᓇᒥᑊᓂᔾ
(key-neesh-gwak ga-ma-ni-shwa-gun-no-wach a-na-mi-nick)
An operation to remove the lymph nodes lying under the armpit.

----- B -----

Bacteria
aakosiiwi manjooshag
ᐊᑯᓯᐃ· ᒪᒃᒍᔪᔾ
(a-ko-see-we man-joo-shug)
Tiny bugs that can cause infection and disease. Can only be seen with a microscope.

Barium Swallow
kaaminikwatek cipawaateshimich omisat kaye onakish
ᑲᒥᓂᑲᐧᒐᐩ ᒋᐸᐊᐧᒐᒋᒥᐨ ᐅᒥᔾᐟ ᑲᐸ ᐅᓇᑭᒡ
(ga-mi-ni-gwa-deck ji-ba-wa-deh-she-mij o-mi-sat ga-yeh o-na-gish)
A way of taking an x-ray picture of the upper bowel and stomach. One drinks a clay like liquid. Then an x-ray of the upper bowel is taken.

Basal Cell Carcinoma (see Skin Cancer)
washagayik kaa'amoowemagak kichi aakosiiwin
ᐊᐧᒡᑲᐣᐩ ᑲᐊᒧᐁᐧᒪᑲᐩ ᑭᒋ ᐊᑯᓯᐃᐧᐣ
(wah-shah-ga-yig ga-a-mo-weh-ma-guck gi-cheh a-ko-see-win)
The most common type of skin cancer. Is most often found on parts of the body frequently exposed to the sun.

Benign (tumour on your body)
bikwashkosewin / kaawin kaagotaatigwak
ᐱᑲᐧᐡᑯᔾᐃᐧᐣ / ᑲᐃᐧᐣ ᑲᑯᑕᑎᑲᐧᐣ
(be-gwush-ko-seh-win / ga-win ga-go-da-tick-gwuck)
A swelling or growth that is not cancerous. It does not spread from one part of the body to another, and is usually not dangerous.

Bilateral
kwekwekote miyaawik kichi aakosiiwin
ᑫᐧᑫᐧᑯᒐ ᒥᐅᐃᐧᐩ ᑲᐊᒧᐁᐧᒪᑲᐩ ᑭᒋ ᐊᑯᓯᐃᐧᐣ
(gweh-gweh-ko-deh ga-a-mo-weh-ma-guck gi-cheh a-ko-see-win)
This term refers to both sides of the body.

Bile Duct Cancer
kiiwiinzop kaa'ani iinashigawik
kaa'amoowemagak kichi akosiiwin
ᑭᐃᐧᐣᓯᑊ ᑲᐊᓂ ᐃᐣᑯᑲᐃᐧᐩ ᑲᐊᒧᐁᐧᒪᑲᐩ ᑭᒋ ᐊᑯᓯᐃᐧᐣ
(key-ween-zoap ga-a-ni ee-na-shih-ga-wick ga-a-mo-weh-ma-guck ki-cheh a-ko-see-win)
Cancer of the tube that carries bile from the liver to the duodenum. A type of bile duct cancer. Bile ducts carry bile from the liver and the gallbladder to the small intestine (duodenum).

Biopsy
paki kaapakweshikaatek ewiinanakajijikatek kiishpin ayaakwen kaa'amoowemagak aakosiiwin
ᐸᑭ ᑲᐸᑫᐧᑯᑲᒐᐩ ᐁᐃᐧᓇᓇᑲᒋᒋᑲᒐᐩ ᑭᐡᐱᐣ ᐊᐳᑫᐧᐣ ᑲᐊᒧᐁᐧᒪᑲᐩ ᐊᑯᓯᐃᐧᐣ
(ba-key ga-ba-kwe-zhe-ga-tek e-we-na-na-ga-chih-chih-ga-tek geesh-pin a-yaa-gwen ga-a-mo-weh-ma-guck a-ko-see-win)
Cutting out a small piece of tissue for the doctor to look at under the microscope to help decide whether or not you have cancer.

Birthmark, has a
omiiniman owashagayik
ᐅᒥᓂᒪᐣ ᐅᐊᐧᒡᑲᐣᐩ
(o-me-ni-mun o-wa-sha-ga-yig)
Red, brown or white mark on skin present at time of birth.

Bladder
shikonaaboowasiwajikan
ᑯᑯᓇᐳᐊᐧᓯᐊᐧᒋᑲᐣ
(shih-go-naa-bo-wa-si-wa-chih-gun)
The part of the body in the lower belly where urine is stored.

Blast Cells
waabimisko manjoosesak
ᐊᐧᐱᒥᑊᑯ ᒪᐣᒍᔾᔾᐩ
(wa-bih-mis-ko man-cho-seh-suck)
Immature white blood cells. A very small amount of blast cells are normally present in the bone marrow. In leukemia, blast cells are present in large numbers.

Blood Brain Barrier
wiindibiiwi miskoyaabiiwi nakaahiigan
ᐃᐧᐣᑎᐱᐃᐧ ᒥᑊᑯᐅᐱᐃᐧ ᓇᑲᑊᐃᑲᐣ
(ween-di-be-we mis-ko-ya-be-wi na-ga-he-gun)
A network of blood vessels that help to prevent potentially dangerous substances from entering the brain. Some chemotherapy drugs cross this barrier.

Blood Count
miskomanjoosesak agimaawak
ᒥᖕᑯᒪᐣᒍᓴᓵ ᐊᑭᒪᐊ·ᐧ
(mis-ko man-cho-seh-suck a-gi-ma-wuck)
The number of red blood cells, white blood cells, and/or platelets in a sample of blood. See definition of red, white blood cells and platelets.

Blood Pressure
iishpise misko
ᐃᐩᐱᓴ ᒥᖕᑯ
(eesh-bi-seh mis-ko)
Pressure of the blood on the walls of the arteries Hypertension—blood pressure is higher than 140/90.

Blood Transfusion
jiishtahiigan kayaapatak misko piitaapaawajikan
ᒋᐩᑕᐦᐃᑲᐣ ᑲᔾᐸᑕᐧ ᒥᖕᑯ ᐱᑕᐸᐊ·ᒋᑲᐣ
(cheesh-ta-he-gun ga-ya-pa-duck mis-ko be-ta-paa-wa-che-gun)
Is given blood through a needle.

Blood Typing
kwegimisko kigenjigaade
ᕿ·ᑯᒥᖕᑯ ᑭᕿᐣᒋᑲᑌ
(gwe-gi-mis-ko gi-gen-chih-ga-deh)
A laboratory test that is done before a blood transfusion to ensure that the donor's blood is compatible with the recipients. Blood typing identifies the specific blood type (A, B, O or AB).

Blood Work
misko memejikaajikaade
ᒥᖕᑯ ᒣᒣᒋᑲᒋᑲᑌ
(mis-ko meh-meh-chih-ga-chih-ga-deh)
A test to examine your blood count, blood cells etc.

Bone Cancer
okanik kaa'amoowemagak kichi aakosiiwin
ᐅᑲᓂᐧ ᑲᐊᒧᐁ·ᒪᑲᐧ ᑭᒋ ᐊᑯᓯᐃ·ᐣ
(o-ka-nick ga-a-mo-weh-ma-guck gi-che a-ko-see-win)
A cancer that grows in the bones of the body.

Bone Marrow Biopsy
okaniiwi opahsahiinan kaananagajijigatek jiishtahiigan kaayaapatak
ᐅᑲᓂᐃ·ᐅᐸᐦᓴᐦᐃᓇᐣ ᑲᓇᓇᑲᒋᒋᑲᑌᐧ ᒋᐩᑕᐦᐃᑲᐣ ᑲᔾᐸᑕᐧ
(o-ka-nee-we o-pa-sa-he-nan ga-na-na-ga-chih-chih-ga-tek cheesh-ta-he-gun ga-ya-pa-tuk)
The procedure by which a needle is inserted into a bone to take out a sample of the bone marrow.

Bone Marrow Depression (Suppression)
okaniiwi opahsahiinaniwaapinewin
ᐅᑲᓂᐃ·ᐅᐸᐦᓴᐦᐃᓇᐣᐊ·ᐱᖮᐃ·ᐣ
(o-ka-nee-we o-pa-sa-he-nan-ni-wa-pi-neh-win)
An abnormal condition in which the bone marrow cannot produce normal amounts of blood cells and platelets. This is a common side effect of chemotherapy.

Bone Marrow Transplant
okaniiwi opahsahiinan kaamiishkodinikaadek maajishigowin
ᐅᑲᓂᐃ·ᐅᐸᐦᓴᐦᐃᓇᐣ ᒥᐩᑯᑎᓂᑲᑌᐃ·ᒪᒋᑦᑯᐃ·ᐣ
(o-ka-nee-we o-pa-sa-he-nan ka-meesh-go-di-ni-ga-dek ma-che-shi-go-win)
Treatment by which a person's bone marrow is destroyed by chemotherapy and/or radiation. It is then replaced with new bone marrow from another person. In some cases the person's own bone marrow can be used.

Bone Scan
okaniibawaatepisowin
ᐅᑲᓂᐸᐊ·ᑌᐱᓯᐃ·ᐣ
(o-ka-nee-pa-wa-teh-bi-so-win)
An x-ray picture of the bones using a radioactive dye that shows any injury, disease or healing.

Brachytherapy
megwehii jaagiswaaganowak kaa'amoowemakak manjoosesak
ᒣᕿ·ᐦᐃ ᒐᑭᓴ·ᑲᓄᐊ·ᐧ ᑲᐊᒧᐁ·ᒪᑲᐧ ᒪᐣᒍᓴᓵ
(meh-gwe-he cha-ki-zwa-ga-no-wuck ga-a-mwe-ma-guck man-cho-seh-suck)
A type of radiation therapy in which tiny radioactive seeds are placed directly into a tumour or cancer site.

Brain Scan
wiindib bawaatepisowin
ᐃᑉᑎᐱ ᐸᐊᑉᐃᐱᐃᑉᐣ
(ween-dib pa-wa-teh-bi-so-win)
A CT imaging study of the brain often taken to detect primary cancer of the brain or the spread of cancer into the brain. (See CT Scan).

Brain Tumour
wiindib kaa'amoowemagak kichi aakosiiwin
ᐃᑉᑎᑊ ᑲᐊᒧᐁᑉᒪᑲᐧ ᑭᒋ ᐊᑯᓯᐃᑉᐣ
(ween-dib ga-a-mo-weh-ma-guck gi-cheh a-ko-see-win)
Cancer that starts in or spreads to the brain.

Breast Reconstruction
oshkijoojooshjigewin
ᐅᐩᑭ ᒍᒍᐩᒋᑫᐃᑉᐣ
(osh-key-cho-chosh-chih-keh-win)
The use of plastic surgery to rebuild the breast after surgery.

Breast Self-Examination (BSE)
joojooshimemejikaahiitisowin
ᒍᒍᔑ ᒥᒥᒋᑲᑊᐃᑎᓯᐃᑉᐣ
(cho-cho-shih-meh-meh-chih-ga-he-di-so-win)
A way to examine your breasts to detect changes in the way they look or the way they feel.

Bronchi
bakitanaamooniyaabiin
ᐸᑭᑕᓇᒧᓂᐅᐱᐣ
(ba-key-ta-na-moo-nee-ya-been)
Branch like tubes from the windpipe (trachea) that lead into each lung. Breathing tubes in lungs.

Bronchogenic Carcinoma
bakitanaamooniyaabiik amoogowaapinewin
ᐸᑭᑕᓇᒧᓂᐅᐱᐧ ᐊᒧᑯᐊᑉᐱᖮᐃᑉᐣ
(ba-key-ta-na-moo-nee-ya-beek a-mo-go-wa-bi-neh-win)
Cancer that starts in the large tubes (bronchi) that connect the windpipe (trachea) to each of the lungs.

Bronchoscopy
okotashkwag kaabiitapikenikaatek enanagajijigatek aniin eshinagwanikwen bakitanaamooniyaab
ᐅᑯᑕᒡᑲᑉᐧ ᑲᐱᑕᐱᑫᓂᑲᑌᐧ ᐁᓇᓇᑲᒋᒋᑲᑌᐧ ᐊᓂᐣ ᐁᒑᓇᑲᑉᓂᑫᑉᐣ ᐸᑭᑕᓇᒧᓂᐅᑊ
(o-go-dush-gwak ga-be-ta-be-keh-ni-ga-tek e-na-na-ga-chih-chih-ga-tek a-neen e-zhe-na-gwa-ni-gwen ba-gi-ta-na-mo-nee-yaab)
A procedure in which a tube with a light at one end is threaded down the throat to examine the bronchi and to remove cells for microscopic study.

Bruised, is
ozhaawashkose
ᐅᒐᐊᑉᒡᑯᓴ
(o-zha-wush-go-seh)
A black/blue sore area of the skin that happens when blood collects beneath the skin.

Burned,is
jaakizi
ᒐᑭᓯ
(cha-gih-sih)
When heat or cold causes your skin to turn red or blister.

----- C -----

Cancer
kaa'amoowemagak kichi aakosiiwin / amoogowaapinewin
ᑲᐊᒧᐁᑉᒪᑲᐧ ᑭᒋ ᐊᑯᓯᐃᑉᐣ / ᐊᒧᑯᐊᑉᐱᖮᐃᑉᐣ
(ga-a-mo-weh-ma-guck gi-cheh a-ko-see-win / a-mo-go-wa-bi-neh-win)
Cancer is a general term for more than 200 diseases. It is the uncontrolled, abnormal growth of cells that can invade and destroy healthy tissues. Most cancers can also spread to other parts of the body.

Cancer in-situ
kaa'oji maaji amoogowaapinech
ᑲᐅᒋ ᒪᒋ ᐊᒧᑯᐊᐧᐱᖮᐨ
(ga-o-chih maa-chee a-mo-go-wa-bi-nech)
The stage where the cancer is still confined to the tissue in which it started.

Carcinoma
biijiwiiyaw amoogowaapinewin
ᐱᒋᐃᐧᔭᐤ ᐊᒧᑯᐊᐧᐱᖮᐃᐧᐣ
(be-chih-we-yow a-mo-go-wa-bi-neh-win)
The most common type of cancer. A kind of cancer that starts in the skin or in the lining organs. Lungs, intestines and the uterus are hollow organs where a carcinoma begins.

CAT scan
masinaatepison / bawaatepison / jaakaatepison
ᒪᓯᓇᑌᐱᓱᐣ / ᐸᐊᐧᑌᐱᓱᐣ / ᒐᑲᑌᐱᓱᐣ
(ma-si-na-teh-bi-soon / ba-wa-teh-bi-soon / cha-ka-teh-bi-soon)
See CT Scan or Tomography

Catheter
wiikwajigewaabooyaab miyawig kapiitinigatek
ᐃᐧᑲᐧᒋᑫᐊᐧᐳᔭᑊ ᒥᔭᐃᐧᐨ ᑲᐱᑎᓂᑲᑌᐨ
(we-kwa-chih-keh-wa-bo-yaab me-yaw-wig ga-be-ti-ni-ga-tek)
A flexible plastic tube that is used to give or remove fluids in your body.

Cauterization
kaajaakizwaakanowaaj ka'amoowewaaj misko manjoosesak
ᑲᒐᑭᓴᐧᑲᓄᐊᐧᐨ ᑲᐊᒣᐧᐊᐧᐨ ᒥᐟᑯᒪᐣᒍᓴᓴᐨ
(ga-cha-gi-zwa-ga-no-waj mis-ko-man-cho-seh-suck)
A procedure that uses heat to destroy abnormal cells, such as cancer cells.

Cell
miskomanjooses
ᒥᐟᑯᒪᐣᒍᓴᐟ
(mis-ko-man-cho-sehs)
A cell is the basic structure of living tissues. All plants and animals are made up of one or more cells.

Cellulitis
washagahiik baagisewin
ᐊᐧᙡᑲᑊᐃ ᐸᑭᓴᐃᐧᐣ
(wa-shuh-ga-heek ba-gi-seh-win)
The inflammation of the skin and the underlying tissue.

Central Nervous System (CNS)
wiindib waawiganiyaab
ᐃᐧᐣᑎᐱᐊᐧᐃᐧᑲᓂᔭᑊ
(ween-dib wa-wi-gun-nee-yaab)
The brain and spinal cord.

Cerebrospinal Fluid (CSF)
wiindib waawiganiyaabiiwaaboo
ᐃᐧᐣᑎᐱᐊᐧᐃᐧᑲᓂᔭᐱᐊᐧᐳ
(ween-dib wa-wi-gun-nee-yaa-be-wa-bo)
The fluid surrounding the spinal column and brain that helps to protect and cushion the central nervous system.

Cervical nodes
migwayawik misko kaa'oji bimiwebahiigemakak
ᒥᑲᐧᔭᐃᐧᐨ ᒥᐟᑯ ᑲᐅᒋ ᐱᒥᐁᐧᐸᑊᐃᑫᒪᑲᐨ
(mi-gwa-ya-wig mis-ko ga-o-che bi-mi-weh-ba-he-keh-ma-guck)
Lymph nodes in the neck. (See lymph nodes).

Cervix
gaa'ochi nitaawigich abinoochiish
ᑲᐅᒋ ᓂᑕᐃᐧᑭᐨ ᐊᐱᓄᒋᐩ
(ga-o-chih ni-ta-wi-gich a-bi-no-cheesh)
A narrowed part of the uterus extending into the vagina. Where you were born from.

Chemotherapy
amoogowaapinewin mashkikiin
ᐊᒧᑯᐊᐧᐱᖮᐃᐧ ᒪᐩᑭᑭᐣ
(a-mo-go-wa-bi-neh-win mush-ge-geen)
A drug that is used to kill cancer cells or control their growth. Chemotherapy drugs are antineoplastic. A drug that prevents, kills, or blocks the growth and spread of cancer cells.

Cholecystectomy
iinzob manishikaate
ᐃᐣᓱᑊ ᒪᓂᑦᑲᑌ
(een-zoap ma-ni-shih-ka-teh)
The surgical removal of the gallbladder.

Chronic
gaminwakatapinehikooch babedaapinewin
ᑲᒥᓇᑊᑲᐊᐱᖮᑊᐃᑯᐧ ᐸᐯᑕᐱᖮᐃᑊᐣ
(ga-mi-nwa-ka-ta-pi-neh-he-kooch ba-beh-da-bi-neh-win)
A condition or symptom that develops slowly, persists for a long period of time, or gets worse very slowly.

Claustrophobia
kaagotaajit awiiya ka'ishi akaasitawaanik ji'ayaach
ᑲᑯᑕᒋᐟ ᐊᐃᑊᐤ ᑲᐃᑦ ᐊᑲᓯᑕᐊᑊᓂᐦ ᒋᐊᐤᐧ
(ga-go-ta-chit a-we-ya ga-ee-zheh a-ga-si-ta-wa-nig che-a-yach)
Being afraid of enclosed areas.

Clinical Trials
oshki nadawihiiwewi kakwejijikewinan
ᐅᐡᑭ ᓇᑕᐃᑊᐃᐁᑊᐃ· ᑲᑫᑊᒋᑫᐃᑊᓇᐣ
(osh-ge na-da-we-he-weh-we ga-gweh-che-che-geh-win)
Research studies to test new treatments or approaches to detecting, reducing the risk for and managing cancer, which may prove to be of more benefit than current methods.

Clot
wido miskwiikaak
ᐃᑊᑐ ᒥᐣᑭᑊᑲᐦ
(wi-do mis-kwee-kaak)
Happens when blood thickens in clump-usually to stop further bleeding (scab forms). Dangerous if a clot forms in blood stream and travels to the heart, brain or lungs.

Cobalt Treatment
kaajaagiswaakanowaaj amoogowaabinewi manjoosesak
ᑲᒐᑭᓴᑊᑲᓄᐊᑊᐧ ᐊᒧᑯᐊᑊᐱᖮᐃᑊᓂᒪᐣᒍᓴᓴᐦ
(ga-cha-gi-zwa-ka-no-waj a-mo-go-wa-bi-neh-we man-cho-seh-suck)
A type of radiation therapy in which high energy gamma rays emitted by Cobalt are directed at tumours deep within your body to destroy cancer cells.

Colon Cancer
onagishiiwi amoogowaapinewin
ᐅᓇᑭᑦᐃᑊ ᐊᒧᑯᐊᑊᐱᖮᐃᑊᐣ
(o-na-gi-she-we a-mo-go-wa-bi-neh-win)
Cancer of the large bowel (lower intestine) which can develop in the bowel lining from small growths occur anywhere along the inner lining of the colon.

Colonoscopy
onagishiiwiyaabiiwi memejikaajikewiyaab
ᐅᓇᑭᑦᐃᑊᐅᐱᐃᑊ ᒥᒥᒋᑲᒋᑫᐃᑊᐅᑊ
(o-na-gi-she-we-ya-be-we meh-meh-chih-ga-chih-keh-win)
A technique for looking at the colon or large bowel through a lighted, flexible tube.
The anus is looked at with this instrument.

Colostomy
miiziiwipashkwewazh ka'agokwajikatek
ᒥᓯᐃᑊᐸᐡᑫᑊᐊᑊᐡ ᑲᐊᑯᑲᑊᒋᑲᑌᐦ
(mee-zee-we-pash-gweh-wuzh ga-a-go-kwa-chih-ga-tek)
Opening to the bowel through the abdominal wall. Special bags are attached to this opening to collect the stool expelled by the large intestine.

Colposcopy
iikwinik abinoochiish ga'ochi nitawigich memejikaajikewin
ᐃᑫᑊᐃᑊᓂᐦ ᐊᐱᓄᒋᐡ ᑲᐅᒋ ᓂᑕᐃᑊᑭᐧ ᒥᒥᒋᑲᒋᑫᐃᑊᐣ
(ee-kweh-wi-nick a-bi-no-cheesh ga-o-chih ni-ta-wi-gich meh-meh-che-ka-che-keh-we-yaab)
Special way of looking at the cervix with an instrument called a colposcope.

Coma, is in a
nepijinibaa
ᓄᐱᒋᓂᐸ
(neh-bi-che-ni-ba)
Asleep/unconscious and is still breathing but cannot be awakened.

Complete Blood Count (CBC)
giizhi maamawagimaawak misko miina waabi manjoosesak
ᑭᒧᒪᒪᐊᑭᒪᐊᑊ ᒥᑦᑯ ᒥᓇ ᐊᑊᐱ ᒪᐣᒍᓴᓴᑊ
(key-sheh ma-ma-wa-geh-ma-wuck mis-ko mee-na wa-bi mun-cho-seh-suck)
A blood test that provides a total picture of the blood's cells. The test reports how many red blood cells, white blood cells and platelets a person has.

Cone Biopsy (conization)
jiibo gitinaaganoowak amoogowaapinewi manjoosesak iimaa iikwe waabamaawasoshkwademik
ᒋᐳᑭᑎᓇᑲᓄᐊᑊ ᐊᒧᑯᐊᑊᐱᓄᐃᑊ ᒪᐣᒍᓴᓴᑊ ᐃᒪ ᐃᑫᑊ ᐊᑊᐸᒪᐊᑊᓱᒡᑲᑊᒐᑦ
(chee-bo gi-ti-na-ga-no-wuck a-mo-go-wa-bi-neh-we mun-cho-seh-suck ee-ma ee-gweh wa-bua-ma-wa-shosh-gwa-deh-mig)
Cancer cells are removed in a cone section, in the cervix.

Confusion
wawaanendam
ᑫᑊᓇᐃᑊ ᐃᓄᐣᑕᑦ
(wa-wa-nehn-dum)
Is confused.

Congestive Heart Failure
niinamanikiise midehii
ᓂᓇᒪᓂᑭᓴ ᒥᐧᐃ
(nee-na-ma-ne-key-seh mi-deh-he)
A buildup of fluid in the lungs and/or extremities (especially the legs). This occurs because the heart cannot pump the blood adequately. Some types of chemotherapy can cause this condition.

Consent
bakitintisowin
ᐸᑭᑎᐣᑎᓱᐃᑊᐣ
(ba-gi-din-di-so-win)
Verbal or written permission.

Constipated
gaawin jigiimiisiich
ᑲᐃᑊᐣ ᒋᑭᒥᓱᒻ
(ga-win chih-key-mee-seech)
Is blocked in anus, cannot have a bowel movement, has hard feces. May be caused by chemotherapy.

Consultation
mashkikiiwinini omemejikaajikewin awiiya geiishi nadawiyaakanooch
ᒪᐩᑭᑭᐃᑊᓂᓂ ᐅᒣᒥᑲᒋᑫᐃᑊᐣ ᐊᐃᑊᔅ ᑫᐃᒍ ᓇᑕᐃᑊᔅᑲᓄᒻ
(mush-ge-ge-wi-ni-ni o-meh-meh-chih-ga-chih-keh-win a-we-ya geh-ee-shih na-da-we-ya-ka-nooj)
When a doctor reviews a new patient's medical history, tests, x-rays and/or pathology slides to determine the need for treatment.

Contrast Medium (See IVP)
bawaatepisowinaaboo
<ᐊᑊᐱᓱᐃᑊᓇ>
(ba-wa-teh-bi-so-wi-na-bo)
A dye used in some x-ray procedures to help doctors see internal organs or structures in the body that might otherwise be difficult to see clearly.

Core Needle Biopsy
jiishtahiigan kaayaapatak emanishigaadek gegoon memejikaajikewin
ᒋᐩᑕᑊᐃᑲᐣ ᑲᔅᐸᑕᑊ ᐁᒪᓂᒍᑲᑊ ᑫᑯᐣ ᒣᒥᑲᒋᑫᐃᑊᐣ
(cheesh-ta-he-gun ga-ya-pa-duck eh-ma-ni-shih-ga-tek geh-kon meh-meh-chih-ga-chih-keh-win)
A type of biopsy in which a small cutting needle is used to remove a small piece tissue for examination under a microscope.

Corticosteroid
egaa jibaagisej awiiya mashkikiin abajijikewinan
∇ᑲ ᒋᐸᑭᓴᐧ ᐊᐃ·ᐣ ᒪᐡᑭᑭᐣ ᐊᐸᒋᒋᑫᐃ·ᓇᐣ
(eh-gaa che-ba-gi-sej a-we-ya mush-ge-geen a-ba-chih-chih-keh-wi-nun)
A class of drugs that decrease swelling and inflammation and suppress the body's immune response by acting as an anti-inflammatory.

Coughs Up Blood
miskwiini odojibanitwaan / miskwiini odositaan
ᒥᐩᑭ·ᓂ ᐅᑐᒋᐸᓂᑕ·ᐣ / ᒥᐩᑭ·ᓂ ᐅᑐᓯᑕᐣ
(mis-kwee-ni o-do-ji-ba-ni-dwan / mis-kwee-ni o-do-si-dan)
Blood comes up when coughing.

Cryotherapy
aahkwajijaakizwaawak amoogowaapinewi manjoosesak
ᐊᐧᑲ·ᒋ ᒐᑭᓴ·ᐊ·ᐧ ᐊᒧᑯᐊ·ᐱᖮᐃ·ᒪᐣᒍᓴᓴᐧ
(aa-gwa-chih-chih-ga-si-wuck a-mo-go-wa-bi-neh-we man-cho-seh-suck)
A procedure which "freeze burns" away cancer cells.

CT Scan
bawaatepisowinik kaabiitaabikawaakanooj
ᐸᐊ·ᑌᐱᓯᐃ·ᓂᐧ ᑲᐱᑕᐱᑲᐊ·ᑲᓄᐧ
(ba-wa-teh-bi-so-wi-nig ga-bee-ta-bi-ga-wa-ga-nooch)
An abbreviation for computerized (axial) tomography (CAT Scan). A CT scan is a special type of x-ray which uses a computer to produce a "3 D" picture of the exact size and location of a tumour.

Cyst
bikwashkisewin / kawashejisek kanibiwak miyaawik
ᐱᑲ·ᐡᑭᓴᐃ·ᐣ / ᑲᐊ·ᖘᒋᓴᐧ ᑲᓂᐱᐊ·ᐧ ᒥᐅᐃ·ᐧ
(bi-gwash-gi-seh-win / ga-wa-sheh-che-sek ka-ni-be-wuck me-ya-wig)
A sac containing fluid or semi solid material. The majority of cysts are benign.

Cystitis
baagiseni oshigonasiwajikan bijimiyaawik
ᐸᑭᓴᓂ ᐅᑯᓇᓯᐊ·ᒋᑲᐣ ᐱᒋᒥᐅᐃ·ᐧ
(ba-gi-seh-nih o-shih-go-na-si-wa-chih-gun be-che-me-ya-wig)
An inflammation of the bladder caused by bacteria, chemotherapy or radiation treatments.

Cystectomy
bakweshikaade shigonasiwajikan
ᐸᑫ·ᑯᑲᑌ ᑯᑯᓇᓯᐊ·ᒋᑲᐣ
(ba-gweh-shih-ga-deh shih-go-na-si-wa-chih-gun)
Surgical removal of part of your bladder.

Cystoscopy
shigonasiwajigani memejikaajikewiyaab
ᑯᑯᓇᓯᐊ·ᒋᑲᓂ ᒣᒥᒋᑲᒋᑫᐃ·ᓂᐅᑊ
(shih-go-na-si-wa-chih-gun-ni meh-meh-chih-ga-chih-keh-we-yaab)
A diagnostic procedure in which an endoscope, a small lighted tube, is put into the bladder through the urethra to check for abnormalities.

Cytomegalovirus (CMV)
miniiwaapinewimanjooses
ᒥᓂᐊ·ᐱᖮᐃ· ᒪᐣᒍᓴ
(mi-nee-waa-bi-neh-we-man-cho-sehs)
A virus that often causes severe pneumonia in individuals with depressed immune systems.

----- D -----

Depression (suffers from)
majentam
ᒪᑫᐣᑕᑦ
(ma-chen-dum)
Not happy.

Dermatitis
wiisakashage / ginakashage
ᐃ·ᓴᑲᓂᑫ / ᑭᓇᑲᓂᑫ
(we-sa-ga-sha-geh / gi-na-ga-sha-geh)
Skin is irritated. Can be a side effect of chemotherapy of radiation.

Diabetes, has
shoogaawaapine
ᓱᑲᐊᐧᐱᖮ
(sho-ga-wa-bi-neh)
Has sugar illness.

Diagnosis
iinaapinewin kamikikaatek
ᐃᓇᐱᖮᐃᐧᐣ ᑲᒥᑭᑲᒐᐦ
(ee-na-bi-neh-win ga-mi-gi-ga-tek)
Identification of a disease from signs, symptoms, laboratory results, radiological results, and physical examination findings.

Diarrhea
gizhiwashgade
ᑭᔑᐊᐧᐩᑲᒐ
(gi-shih-wush-ga-deh)
Loose, watery stool (feces) or bowel movement(s). Has a runny stomach.

Dies
nipo / iishkwaapimaadisi
ᓂᐳ / ᐃᐩᑲᐧᐱᒪᑎᓯ
(ni-bo / eesh-kwa-bi-ma-ti-sih)
Finish living.

Diet, is on a
onachikaadeni ge'iinajigej
ᐅᓇᒋᑲᒐᓂ ᐊᐃᓇᒋᐊᐨ
(o-na-chih-ka-deh-ni geh-ee-na-chih-gech)
Made to eat something different because of chemotherapy or radiation.

Dietitian
odonachige awiiyan ge'iinajigenij
ᐅᑐᓇᒋᐊ ᐊᐃᐧᔭᐣ ᐊᐃᓇᒋᐊᓂᐨ
(o-do-na-chih-geh a-we-yan geh-ee-na-chih-geh-nich)
Person who can help you if eating becomes a problem.

Digital Rectal Examination (DRE)
kaa'oji miiziij ememejikaahaakanooj
ᑲᐅᒋᒥᓯᐨ ᐁᐧᐧᒋᑲᐦᐊᑲᓄᐨ
(ga-o-chi-mee-zeech eh-meh-meh-chih-ka-ha-ka-nooch)
Examining the rectum with finger.

Dizzy, feels
kiiyashkweyaabi
ᑭᔭᐩᐊᐧᔭᐱ
(key-yush-kweh-ya-bih)
Feeling of spinning around.

----- E -----

ECG- See electrocardiogram
odehiig naabaabikeshin
ᐅᑌᐦᐃᐧ ᓇᐸᐱᐊᔑᐣ
(o-deh-he na-ba-bi-keh-shin)

Edema
kabaagisek
ᑲᐸᑭᔪᐧ
(ka-ba-gi-sek)
Swelling of body tissue due to an abnormal build-up of fluid.

EKG-See electrocardiogram
odehiig naabaabikeshin
ᐅᑌᐦᐃᐧ ᓇᐸᐱᐊᔑᐣ
(o-deh-heek na-ba-bi-keh-shin)

Electro-larynx
nodagozonaabik
ᓄᑕᑯᓱᓇᐱᐧ
(no-da-go-zo-na-bik)
A battery operated machine that is held against the throat to create vibrations that enable an individual to talk. Used after the removal of the voice box.

Electrocardiogram (ECG/EKG)
naabaabikeshin odehiig enanagajijikaatenik
ᓇᐸᐱᐊᔑᐣ ᐅᑌᐦᐃᐧ ᐁᓇᓇᑲᒋᒋᑲᒐᓂᐧ
(na-ba-bi-keh-shin o-deh-he e-na-na-ga-chih-chih-ga-deh-nig)
A test that makes recordings of the electrical impulses of the heart. Abnormal recordings may show forms of heart disease.

Embolism
giboskwese omiskoyaabiik
ᑭᐳᖘᑊᔅᓴ ᐅᒥᖘᑯᔾᐱᔅ
(ge-boos-kweh-seh o-mis-ko-ya-beek)
The sudden blockage of a blood vessel by a blood clot, piece of tissue, or large air bubble that has been transported through the blood stream.

Endometrial Biopsy
iikwe ogigishkwaawasowash bakii manishigaadeni ememejikaajikaatenik ayaakwen amoogowaapinewinini
ᐃᑊ· ᐅᑭᑭᒡᑲ·ᐊ·ᓱᓂᐊ·ᒡ ᐸᑭ ᒪᓂᑦᑲᒐᓂ
ᐁᒥᒥᒋᑲᒋᑲᒐᓂᔅ ᐊᔾᑊ·ᐣ ᐊᒧᑯᐊ·ᐱᓇᐃ·ᐣ
(ee-kweh o-gi-gish-kwa-wa-so-wush ba-gih ma-ni-shih-ga-deh-nih e-meh-meh-chih-ga-chih-ka-teh-nig a-ya-gwen a-mo-go-wa-bi-neh-wi-ni-ni)
A diagnostic procedure in which a small piece of the lining of the uterus is removed to help detect or rule out cancer.

Endoscope
biijimiyawi memejikaajikewiyaab
ᐱᒋᔾᐃ· ᒥᒥᒋᑲᒋᑊᐃ·ᔾᑊ
(bee-che-mi-yow-we meh-meh-chih-ga-chih-keh-we-yaab)
A narrow, flexible tube, often with a light and lens at one end. It is used to look inside the body at internal organs.

Endoscopy
biijimiyawi memejikaajikewiyaab eyaapatak ememejikaajikenaniwak
ᐱᒋᔾᐃ· ᒥᒥᒋᑲᒋᑊᐃ·ᔾᑊ ᐁᒥᒥᒋᑲᒋᑊᓇᓂᐊ·ᔅ
(bee-che-mi-yow-we meh-meh-chih-ga-chih-keh-we-yaab e-ya-ba-duck e-meh-meh-chih-ga-chih-ga-ni-wuck)
A way of looking at the inside of body cavities, such as esophagus (food pipe) and the trachea (wind pipe) using an endoscope.

Enema
biidaapawasowin ga'ochi miisiich
ᐱᑕᐸᐊ·ᓱᐃ·ᐣ ᑲᐅᒋ ᒥᓯᐧ
(be-da-pa-wa-so-win ga-o-chih me-seech)
Instilling liquid in the rectum to cleanse the bowel or put in medications.

Epidural Anaesthesia
giihkimi mashkiki jiishtahiigewin
ᑭᑭᒥ ᒪᐧᑭᑭ ᒋᐧᑕᑊᐃᑊᐃ·ᐣ
(key-ki-me mush-ge-ge cheesh-ta-he-geh-win)
A way of relieving pain by injecting a numbing agent into the space of the spinal cord to block sensations in the abdomen and lower body.

Erythema
mishkwashagese
ᒥᐧᑲ·ᙢᑊᔅ
(mish-gwa-sha-geh-seh)
Redness of the skin.

Erythrocyte (RBC)
miskwi misko manjoosesak
ᒥᖘᑭ· ᒥᖘᑯᒪᐣᒍᔅᔅᑊ
(mis-kwee mis-ko man-cho-seh-suck)
Red blood cells. They carry oxygen to body cells and carbon dioxide away from body cells.

Esophageal Speech
matwekotashkwewi ayamowin
ᒪᑌ·ᑯᑕᐧᑊᐃ· ᐊᔾᑊᐃ·ᐣ
(ma-tweh-go-tush-kweh-we a-ya-mo-win)
A way of speaking used by some people who have had their voice box (larynx) removed. Sound occurs when air is swallowed and is forced out through the esophagus into the mouth.

Estrogen
iikwewi nibiiwaaboo
ᐃᑊ·ᐃ· ᓂᐱᐊ·ᐳ
(ee-kweh-we ni-bee-wa-bo)
A female hormone produced by the ovaries and other adrenal glands.

Examine/ Examination
memejikaahaakano
ᒥᒥᒋᑲᑊᐊᑲᓄ
(meh-meh-che-ga-ha-gun-no)
Checks someone out.

Excision
manishigaade___(body part) / bakweshigaade / kiishkishikaade
ᒪᓂᑦᑲᑌ ___(ᒥᐅᐃᐧ ᑫᑯᐣ) / ᐸᑫᐧᑦᑲᑌ / ᑭᐩᑭᑦᑲᑌ
(ma-ni-shih-ga-deh ___ (me-yow geh-goon) / ba-kwe-shih-ga-deh / keysh-ki-shih-ga-deh)
Cutting out a part of the body, including cancerous growths.

----- F -----

Faint, feels
iishkwaadehemajiho
ᐃᐩᑲᐧᑌᑊᐁᒪᒋᑊᐅ
(eesh-kwa-de-heh-ma-chih-ho)
Feels faint - dizzy lightheaded like the need to sit down. May occur after a test or chemotherapy or radiation.

Fatigue(d)
nishi'ayaa / jaagii / gichi ayakosi
ᓂᑦᑊᐊᐅ / ᒐᑭ / ᑭᑊᒋ ᐊᐅᑯᓯ
(ni-shih-a-yaa / chaa-gi / gi-che a-ya-ko-sih)
Extreme tiredness.

Fear
gohdaaji / sekisi
ᑯᑊᑕᒋ / ᓴᑭᓯ
(go-da-chih / seh-ki-sih)
Feeling scared.

Fecal Occult Blood
gaawin kaanaakwak miskwiiwimoo
ᑲᐃᐧᐣ ᑲᓇᑲᐧᐦ ᒥᐟᑭᐧᐃᐧᒧ
(ga-win ga-na-gwuk mis-kwee-wee-mo)
Blood in the stool (feces) not apparent to the naked eye.

Feces, your
gimoo
ᑭᒧ
(gi-mo)
Feces, bowel movements.

Feelings
iinamajihowinan
ᐃᓇᒪᒋᑊᐅᐃᐧᓇᐣ
(ee-na-ma-chih-ho-wi-nun)
Thoughts, emotions, feelings.

Feeling scared (see Fear)
sekizi / gohdaaji.
ᓴᑭᓯ / ᑯᑊᑕᒋ
(seh-gi-sih / ko-da-chih)

Fever
gishidewise
ᑭᑦᑌᐃᐧᓴ
(gi-shih-deh-wi-seh)
Is suddenly hot-feels cold-feels chilled-temperature is high 38*C.

Fibroid Tumour
bikwashkise iikwe abinoojiish kaa'ojinitawikinij
ᐱᑲᐧᐩᑭᓴ ᐃᑫᐧ ᐊᐱᓄᒋᐩ ᑲᐅᒋᓂᑕᐃᐧᑭᓂᐧ
(bi-kwush-ki-seh ee-kweh a-bi-noon-cheesh ga-o-chih-ni-ta-wi-gi-nich)
A non-cancerous (benign) tumour of the uterus.

Flu, has the
kichi otagigomi
ᑭᑊᒋ ᐅᑕᑭᑭᒧ
(gi-che o-da-gi-go-mo)
Feels like a cold - bad cold.

Fungal Infections
omigii
ᐅᒥᑭ
(o-mih-key)
A side effect of chemotherapy or radiation therapy which causes fungal infections to occur.

----- G -----

Gas, passes
boogidi
ᐳᑭᑎ
(bo-gi-dih)
Farts.

Gastroscopy
biijimisatak eshiipaayaabajikaniwit misato memejikaajikewiiyaab eyaapatak
ᐱᒋᒥᓴᑕᐧ ᐁᑊᐸᐧᐸᒋᑲᓂᐃ·ᐟ ᒥᓴᑐ ᒣᒥᒋᑲᒋᑫᐃ·ᐧ᐀ᐁᐧᐸᑕᐧ
(bi-chih-mi-sa-tak e-she-ba-ya-ba-chih-ka-nee-wit mi-sa-to meh-meh-chih-ga-chih-keh-we-yaab e-ya-ba-duck)
An examination of the inside of the stomach using a narrow tube often with a lens and a light at one end called a gastroscope.

Genetic Counselling
wiidamaagewin aandi gewijiseg amoogowaapinewin gegii oji giin ayaayan
ᐃ·ᐣᑕᒪᑫᐃ·ᐣ ᐊᐣᑎ ᑫᐃ·ᒋᓴᐧ ᐊᒧᑯᐊ·ᐱᓐᐃ·ᐣ ᑫᑭᐅᒋ ᑭᐣ ᐊᐧᐧᐣ
(ween-da-ma-geh-win aan-di geh-wi-chih-seg a-mo-go-wa-bi-neh-win geh-gi o-chi geen a-yaa-yun)
A person who talks to you about your inherited risk of getting cancer.

Genetic Testing
gegoo amoogowaapinewin giin gegii ojisikoyan
ᑫᑯ ᐊᒧᑯᐊ·ᐱᓐᐃ·ᐣ ᑭᐣ ᑫᑭ ᐅᒋᓯᑯᐧᐧᐣ
(geh-go a-mo-go-wa-bi-neh-win geen geh-gi o-chih-si-go-yun)
A scientific way of looking at a small piece of tissue to find out whether you have a greater chance of developing certain types of cancer than the general population.

Germs
majimanjoosesak
ᒪᒋᒪᐣᒍᓴᓴᐧ
(ma-chih-man-cho-seh-suck)
Bacteria-bad little bugs. People taking chemotherapy are more likely to get infections from germs.

Grief
gi-chi machendamowin
ᑭᒋ ᒪᒃᐣᑕᒧᐃ·ᐣ
(gi-chih ma-chen-da-mo-win)
Feels so sad about losing something.

Guilt
maadenimidiso
ᒪᑌᓂᒥᑎᓯ
(ma-deh-ni-mi-di-so)
Feels to blame for the cause of something.

----- H -----

Headache
dewishtikwaane
ᑌᐃ·ᐡᑎᑲ·ᓐ
(deh-wish-ti-kwa-neh)
Head hurts - head aches.

Head and Neck Cancer
mishtikwaan egwaa mikwayaw amoogowaapinewinan
ᒥᐡᑎᑲ·ᐣ ᐁᑲ· ᒥᑲ·ᐧᐧ° ᐊᒧᑯᐊ·ᐱᓐᐃ·ᓇᐣ
(mish-di-kwan eh-gwa mih-kwa-yaw a-mo-go-wa-bi-neh-win)
A group of cancers that may occur in the mouth, voice box, throat or sinuses.

Heart Attack, has
gipijidehese
ᑭᐱᒋᑌᑊᐁᓴ
(gi-bi-chih-deh-heh-seh)
Heart stops.

Hemorrhage
kichi miskiiwise
ᑭᑊᒋ ᒥᐟᑭᐃ·ᓴ
(gi-che mis-kwee-wih-seh)
A term used to describe a heavy loss of blood. Sometimes an advanced cancer will weaken a blood vessel and the person will have a hemorrhage.

Hereditary
aaniko miiniwewinan iishiyaawinan
ᐊᓂᑯᒥᓂᐁᐧᐃᐧᐣ ᐃᑦᐅᐃᐧᓇᐣ
(aa-ni-ko me-ni-weh-wih-nun ee-shih-ya-wi-nun)
The process of passing on particular traits or conditions from parent to child.

High Grade
kaagotaadikwakin kaa'amoowemakak kichi akosiiwinan
ᑲᑯᑕᑎᑲᐧᑭᐣ ᑲᐊᒧᐁᐧᒪᑲᐧ ᑭᒋ ᐊᑯᓯᐃᐧᓇᐣ
(ga-go-ta-di-gwa-kin ga-a-mo-weh-ma-guck gi-che a-ko-see-wi-nun)
Cancers that tend to spread quickly.

Hodgkin's Disease (Lymphoma)
misko kaa'oji bimowepahiigemakak amoogowaapinewin
ᒥᐟᑯ ᑲᐅᒋ ᐱᒥᐁᐧᐸᐞᐃᑫᒪᑲᐧ ᐊᒧᑯᐊᐧᐱᓇᐃᐧᐣ
(mis-ko ga-o-che bi-mo-weh-ba-he-keh-ma-guck a-mo-go-wa-bi-neh-win)
A type of cancer that affects the lymph system. (See Lymphoma).

Hormone Therapy
gawichiihiwemakakin miiyawik mashkikiin
ᑲᐃᐧᒋᐞᐃᐁᐧᒪᑲᑭᐣ ᒥᐅᐃᐧᐧ ᒪᐟᑭᑭᐣ
(ga-we-chih-he-weh-ma-ga-kin me-ya-wick mush-ge-geen)
Giving hormones as medicine to treat certain types of cancers.

Hormones
gaminowiicihiiwemakakin miiyawik ga'ochimakakin
ᑲᒥᓄᐃᐧᒋᐞᐃᐁᐧᒪᑲᑭᐣ ᒥᐅᐃᐧᐧ ᑲᐅᒋᒪᑲᑭᐣ
(ga-mi-no-we-cih-he-weh-ma-ga-kin me-ya-wick ga-o-che-ma-ga-kin)
Chemical substances made in our bodies. They regulate specific body functions as metabolism, growth, and reproduction.

Hospice
kaa'ishi kanawenimidwaa kaa'ani nipowaaj
ᑲᐃᑦ ᑲᓇᐁᐧᓂᒥᑕᐧ ᑲᐊᓂ ᓂᐳᐊᐧᐧ
(ga-ee-shih ga-na-weh-ni-mi-dwa ga-a-nih ni-bo-waach)
A place or program that cares for dying patients. Also helps family and friends in caring for and coping with the loss of a dying loved one.

Hospital
akosiiwikamik
ᐊᑯᓯᐃᐧᑲᒥᐧ
(a-ko-see-wih-ga-mig)
Sick house.

Hygiene
payakindisowin
ᐸᐅᑭᐣᑎᓯᐃᐧᐣ
(ba-ya-kin-di-so-win)
Cleans his/herself well. Radiation therapy can affect the skin and make it important to have good hygiene.

Hysterectomy
iikwe kaamanishikaatenik opayaw
ᐃᑫᐧ ᑲᒪᓂᑦᑲᑌᓂᐧ ᐅᐸᐅᐧ
(ee-kweh ga-ma-ni-shih-ga-teh-nig o-pa-yaw)
Taking out the uterus with surgery. The ovaries may also be removed at the same time (oopherectomy).

----- I -----

Immune System
kaaminoyaawigohiikoyan kiiyawik
ᑲᒥᓄᐅᐃᐧᑯᐞᐃᑯᐅᐣ ᑭᐅᐃᐧᐧ
(ga-mi-no-ya-we-ko-he-go-yun key-yow-wig)
The body's defense against invading bacteria and foreign chemicals and cells.

Impotence
gaawin jikiibatakisoj
ᑲᐃᐧᐣ ᒋᑭᐸᑕᑭᓯᐧ
(ga-win che-key-ba-ta-ki-soch)
Not able to have an erection for sexual intercourse, to ejaculate, or both. Can happen after treatment for prostate cancer.

In Situ Cancer
mwaye maajaamakak amoogowaapinewin
ᒪᐧᐊ ᒪᒐᒪᑲᐧ ᐊᒧᑯᐊᐧᐱᖮᐃᐧᐣ
(mwa-yeh ma-cha-ma-guck a-mo-go-wa-bi-neh-win)
A cancer that has not spread to neighboring tissue from its original site. It is considered a very early form of cancer.

Incontinence
shaashigishka / maamiisiishka
ᓂᔑᑭᒡᑲ / ᒪᒥᓯᒡᑲ
(shaa-shih-gish-ga / ma-mee-seesh-ga)
Not being able to control bowel movements (defecation) or urination. Pees on self too easily - urinates too easily. Wetting your pants when you cough or sneeze - can happen after treatment for prostate cancer.

Indigestion, feeling of
tewashkade / tewimisate / gishiwashkade
ᑌᐊᐧᒡᑲᑌ / ᑌᐃᐧᒥᓴᑌ / ᑭᔑᐊᐧᒡᑲᑌ
(teh-wush-ga-deh / teh-wi-mi-sa-teh / gi-shih-wush-ga-deh)
Indigestion - stomach hurts or feels uncomfortable after eating.

Infection
Miniiwise /omigiiwise
ᒥᓂᐃᐧᓴ / ᐅᒥᑭᐃᐧᓴ
(mi-nee-wih-seh / o-mi-key-wi-seh)
Invasion of the body tissues by micro-organisms such as bacteria and viruses.

Inflammation
baagise
ᐸᑭᓴ
(ba-gih-seh)
Your body's reaction to an infection, irritation or injury. You can get redness, swelling, pain and warmth of the affected area.

Injection
jiishtahiigewin
ᒋᒡᑕᐦᐃᑫᐃᐧᐣ
(cheesh-ta-he-keh-win)
Administering fluids or drugs with a needle into the muscle or the vein under the skin.

Intravenous
naabaabigeshin
ᓇᐸᐱᑫᔑᐣ
(na-ba-bi-geh-shin)
Administering fluid and/or medicine into the bloodstream with a needle.

Intravenous Pyelogram (IVP)
bawaatepison kaamemejikaahakanowaaj odiitiikonisak miina shikooniyaabiik
ᐸᐊᐧᑌᐱᓱᐣ ᑲᒥᒥᒋᑲᐦᐊᑲᓄᐊᐧᐧ ᐅᑎᑎᑯᓂᓴᐧ ᒥᓇ ᔑᑯᓂᐳᐱᐧ
(ba-wa-teh-bi-zon ga-meh-meh-chih-ga-ha-ga-no-waach o-dee-tee-go-ni-suck mee-na shih-go-ni-yaa-beek)
An X-ray of the kidneys and urinary system. They are taken after the injection of a radiopaque dye into a vein in the body. Intravenous pyelograms are used to help diagnose abnormalities of the kidneys and urinary system.

Invasive
misiweshkaamagan amoogowaapinewin
ᒥᓯᐁᐧᒡᑲᒪᑲᐣ ᐊᒧᑯᐊᐧᐱᖮᐃᐧᐣ
(mi-zih-wesh-ka-ma-gun a-mo-ko-wa-bi-neh-win)
Cancer that has spread beyond its point of origin.

Irritated, skin is
tewashage
ᑌᐊᐧᓂᑫ
(deh-wa-sha-geh)
Skin breaks down and becomes red and sore. Can occur after radiation therapy.

Isolation
beshikoshkinehwaakano
ᐯᔑᑯᒡᑭᖮᐦᐊᑲᓄ
(beh-shih-goosh-gi-neh-wa-gun-no)
A way of protecting cancer patients from infections when their immune systems are depressed. They stay in a separate isolation room. Visitors must thoroughly wash their hands, wear gowns, masks, and possibly gloves when entering an isolation room.

Itches
ginakisi / ginagashake
ᑭᓇᑭᓯ / ᑭᓇᑲᓂᕐ
(gi-na-gi-sih / gi-na-ga-sha-geh)
A skin sensation that causes you to scratch. A side effect of radiation therapy.

----- J -----

Jaundice
wisaawise
ᐃᑉᓴᐃᑉᓴ
(wih-za-wi-seh)
A condition characterized by yellowing of the skin and whites of the eyes, dark yellow urine and clay coloured stool that is associated with gallbladder or liver cancer.

----- L -----

Laryngectomy
manikotashkweshwaakano
ᒪᓂᑯᑕᒡᕐᓂᑉᑲᓄ
(ma-ni-go-tush-gweh-shwa-gun-no)
Surgical removal of the larynx or voice box.

Laser Surgery
jaakisomaajishowewin
ᒐᑭᓯᒪᒋᓇᐁᑉᐃᑉᐣ
(cha-gi-zo-ma-chih-sho-weh-win)
Cancer treatment that uses an intense, narrow beam of light (called a laser beam) to cut, destroy, or fuse cells. Often used for treatment of cervical or skin cancer.

Laxative
shaaposikaniwimashkiki
ᓂᐳᓯᑲᓂ ᒪᒡᑭᑭ
(sha-bo-sih-gun-ni-wi-mush-ge-ge)
Drug to help move bowels.

Lesion
akoso nameshkaawinik / kaminiiwinaniwak
ᐊᑯᓱᓇᒣᒡᑲᐃᑉᓂᑉ / ᑲᒥᓂᐃᑉᓇᓂᐊᑉᑉ
(a-ko-so-na-mesh-ga-wi-nick / ka-mi-nee-wi-na-ni-wuck)
A diseased or injured area of the body that may be caused by injury or disease, such as cancer.

Leukemia
misko wadowahii amoogowaapinewin
ᒥᑦᑯ ᐊᑉᐢᐊᑉᐦᐃ ᐊᒧᑯᐊᑉᐱᐅᐃᑉᐣ
(mis-ko wa-do-wa-he a-mo-go-wa-bi-neh-win)
Cancer of blood forming tissues such as the bone marrow. White blood cells are produced in excessive amounts and are unable to work properly.

Leukopenia
nawajiin waabimisko manjoosesak
ᓇᐊᑉᒋᐣ ᐊᑉᐱ ᒥᑦᑯᒪᐣᒍᓴᓴᑉ
(na-wa-cheen wa-bi-mis-ko man-cho-seh-suck)
Abnormally low numbers of white blood cells, this makes it hard for your body to fight infections. A common side effect of chemotherapy.

Linear Accelerator
bawaatepison ojaakisiwaan iikweniwan amoogowaapinewi manjoosesan
ᐸᐊᑉᐌᐱᓯᐃᑉᐣ ᐅᒐᑭᓴᑉᐣ ᐃᕐᑉᐊᑉᐣ
ᐊᒧᑯᐊᑉᐱᐅᐃᑉᒪᐣᒍᓴᓴᐣ
(ba-wa-teh-bi-soon o-cha-kih-si-wan ee-kwe-ni-wan a-mo-go-wa-bi-neh-wi man-cho-seh-sun)
A linear accelerator is a machine for radiation therapy. It uses high-energy x-rays to deliver external radiation to a cancer.

Liver Cancer
ohkon amoogowaapinewin
ᐅᒡᑯᐣ ᐊᒧᑯᐊᑉᐱᐅᐃᑉᐣ
(oh-koon a-mo-go-wa-bi-neh-win)
A cancer that either starts in the liver or spreads to liver from another cancer site.

Lobectomy
ohkon / ohpan pahkweshwaakano
ᐅᑊᑯᐣ / ᐅᑊᐸᐣ ᐸᑫᙵᒃᓄ
(oh-koon / oh-pun ba-kweh-shwa-gun-no)
Surgical removal of a lobe (or section) from a lung or the liver.

Localized Cancer
kaamwaye maajaamakak amoogowaapinewin
ᑲᒪᐧᐊ ᒪᒐᒪᑲᐧ ᐊᒧᑯᐊᐧᐱᖮᐧᐣ
(ga-mwa-yeh ma-cha-ma-guck a-mo-go-wa-bi-neh-win)
A cancerous growth that has not spread to other parts of the body.

Low Grade
kaababejinitaawikwak amoogowaapinewin
ᑲᐸᐯᒋᓂᑕᐃᐧᑲᐧᐧ ᐊᒧᑯᐊᐧᐱᖮᐧᐣ
(ga-ba-beh-chih-ni-ta-wi-gwuk a-mo-go-wa-bi-neh-win)
A type of cancer that tends to grow slowly.

Lump
waawiye bikwashkosewin
ᐊᐧᐃᐧᐊ ᐱᑲᐧᐧᑯᓴᐃᐧᐣ
(wa-wi-yeh bi-kwush-go-seh-win)
Something grows roundly. A growth found under skin on any part of the body that may be cancerous.

Lumpectomy
bikwashkosewi ojoojooshimik maajishikewin
ᐱᑲᐧᐧᑯᓴᐃᐧ ᐅᒍᒍᒋᒥᐧ ᒪᒋᒋᑫᐃᐧᐣ
(bi-kwush-go-seh-we o-cho-cho-shih-mig ma-chih-shih-geh-win)
Surgical removal of a breast tumour along with a small amount of nearby normal tissue.

Lung Cancer
ohpani'amoogowaapinewin
ᐅᑊᐸᓂ ᐊᒧᑯᐊᐧᐱᖮᐧᐣ
(oh-pa-ne a-mo-go-wa-bi-neh-win)
A type of cancer that starts in the lung or spreads to the lung from another cancer site. Lung cancer is often caused by smoking.

Lymphedema
baagise misko gaa'oji bimowepahiigemakak
ᐸᑭᓴ ᒥᐟᑯ ᑲᐅᒋ ᐱᒧᐁᐧᐸᑊᐃᑫᒪᑲᐧ
(ba-gih-seh mis-ko ga-o-chih bi-mo-weh-ba-he-geh-ma-guck)
Tissue swelling caused by a blockage in nearby lymphatic vessels or nodes. A side effect of breast cancer treatment.

Lymphoma
misko gaa'oji bimowebahiigemakak amoogowaapinewin
ᒥᐟᑯ ᑲᐅᒋ ᐱᒧᐁᐧᐸᑊᐃᑫᒪᑲᐧ ᐊᒧᑯᐊᐧᐱᖮᐧᐣ
(mis-ko ga-o-chih bi-mo-weh-ba-he-geh-ma-guck a-mo-go-wa-bi-neh-win)
The type of cancer that begins in lymph nodes. There are different kinds of lymph nodes cancers. Doctors determine the different lymphomas by the type of cell that is involved in the tumour.

----- M -----

Magnetic Resonance Imaging (MRI)
amoogowaapinewi mamaataawaabiko jakaatesijikan
ᐊᒧᑯᐊᐧᐱᖮᐧᐃᐧ ᒪᒪᑕᐊᐧᐱᑯᒐᑲᑌᓯᒋᑲᐣ
(a-mo-go-wa-bi-neh-we ma-ma-ta-wa-bi-go cha-ka-teh-si-chih-gun)
A way of diagnosing cancer that uses a magnetic field to produce a picture of an internal organ on a computer.

Mammogram
joojooshibawaatepisowin
ᒍᒍᒋ ᐸᐊᐧᑌᐱᓯᐃᐧᐣ
(cho-cho-shih-ba-wa-teh-bi-so-win)
An X-ray of the breasts.

Mastectomy
manijoojooshimeshigewin
ᒪᓂᒍᒍᒋᒣᒋᑫᐃᐧᐣ
(ma-ni-cho-cho-shih-meh-shih-geh-win)
Surgical removal of a breast.

Melanoma (see skin cancer)
washagahiik amoogowaapinewin
ᐊᐧᒡᑲᑊᐃ ᐊᒧᑯᐊᐧᐱᖮᐃᐧᐣ
(wa-sha-ga-heek a-mo-go-wa-bi-neh-win)
The most dangerous type of skin cancer. Starts as a pigmented mole. Melanoma can quickly spread locally and to distant organs.

Metastasis
mishtese amoogowaapinewin
ᒥᐩᐧᐃᓴ ᐊᒧᑯᐊᐧᐱᖮᐃᐧᐣ
(mish-teh-seh a-mo-go-wa-bi-neh-win)
Cancer cells that spread from the first cancer site to other parts of the body. For example, breast cancer can spread to the bone then to the lung.

Mucositis
omigiiwitoonese
ᐅᒥᑭᐃᐧᑐᖮᓴ
(o-mih-key-wi-do-neh-seh)
Sores found in the mouth and throat. Are a side effect of chemotherapy and radiation therapy. Gets a sore in someone's mouth.

Myelogram
waawikaniyaabiiwi bawaatepisowin
ᐊᐧᐃᐧᑲᓂᐳᐱᐃᐧ ᐸᐊᐧᐧᐃᐱᐢᐃᐧᐣ
(wa-wi-gun-nee-yaa-be-wi ba-wa-teh-bi-so-win)
An x-ray of the spinal cord taken after dye is injected into the space around the spinal cord to show any pinching or dislocation of the spinal cord.

Myeloma
opikan, owaawikaniyaab okani amoogowaapinewin
ᐅᐱᑲᐣ, ᐅᐊᐧᐃᐧᑲᓂᐳᑊ ᐅᑲᓂᐃᐧ ᐊᒧᑯᐊᐧᐱᖮᐃᐧᐣ
(oh-pi-gun, o-wa-wi-gun-nee-yaab, oh-ka-nee-wi a-mo-go-wa-bi-neh-win)
A cancer that often forms in the ribs, spinal column or pelvic bones.

----- N -----

Narcotic
wiisakaapinewimashkiki
ᐃᐧᓴᑲᐱᖮᐃᐧ ᒪᐧᑭᑭ
(wee-sa-ga-bi-neh-we-mush-ge-ge)
A prescription drug used to reduce pain.

Nausea
baakomomajihoowin
ᐸᑯᒧᒪᒋᐦᐅᐃᐧᐣ
(ba-go-mo-ma-chih-ho-win)
Feeling the need to vomit. A common side effect of chemotherapy.

Nuclear Medicine
kichi bahkisikanimashkiki
ᑭᒋᐸᐦᑭᐢᑲᓂ ᒪᐧᑭᑭ
(gi-che ba-gi-si-gun-ni-mush-ge-ge)
The diagnosis and or treatment of disease, including cancer, using radioactive chemical substances.

Numb, feels
kiikimisewin
ᑭᑭᒥᓴᐃᐧᐣ
(key-ki-mi-seh-win)
Cannot feel-can be a side effect of surgery.

----- O -----

Occult Blood
gaawin kaanaakwak misko miziiwinik
ᑲᐃᐧᐣ ᑲᓇᑲᐧᐠ ᒥᐣᑯ ᒥᐢᐃᐧᓂᐠ
(ga-win ga-na-gwuk mis-ko me-zee-wi-nig)
Blood that is not seen by the naked eye. Simple chemical test can detect occult blood in stool.

Oncology
amoogowaapinewi kikinoohamaagewin / natawihiiwewin
ᐊᒧᑯᐊᐧᐱᖮᐧ ᑭᑭᓄᑊᐊᒪᑫᐃᐧᐣ / ᓇᑕᐃᐧᑊᐃᐁᐧᐃᐧᐣ
(a-mo-go-wa-bi-neh-win gih-ki-no-ha-ma-keh-win / na-da-we-he-weh-win)
The study and treatment of cancer. Doctors who specialize in oncology are called oncologists.

Ostomy
bagooneshigan miyawik
ᐸᑯᖮᒋᒃᐣ ᒥᐅᐃᐧᐦ
(ba-go-neh-shih-gun me-yow-wig)
A surgical procedure that connects an internal cavity of the body to an opening (stoma) on the outside of the body. There are many types of ostomies, including colostomies, tracheostomies and ileostomies.

----- P -----

Palliative Care
ganawenimaawak egaa gaagiinatawihiidwaa
ᑲᓇᐁᐧᓂᒪᐊᐧᐦ ᐁᑲ ᑲᑭᓇᑕᐃᐧᑊᐃᑕᐧ
(ga-na-weh-ni-ma-wuck eh-ga ga-key-na-da-we-he-twa)
Treatment that relieves pain and symptoms of the disease but does not cure it. It includes emotional support and counseling.

Pelvic Examination
iikwe ohpayawaak ineke memejikaasowin
ᐃᑫᐧ ᐅᐸᐅᐊᐧᐦ ᐃᖮᑫ ᒣᒥᒋᑲᐟᐃᐧᐣ
(ee-kweh oh-pa-ya-waak ee-neh-geh meh-meh-chih-ga-so-win)
When the doctor examines the woman "down below". The doctor will examine the woman's "baby passage" and check the vagina, cervix, uterus and ovaries to check for abnormalities. This is part of a gyne examination.

Pathology
akosiwinanaadonikewinini
ᐊᑯᐟᐃᐧᓇᓇᑐᓂᑫᐃᐧᓂᓂ
(a-ko-see-wi-na-na-do-ni-keh-wi-ni-ni)
The study of disease/tissues. A doctor who specializes in pathology is called a pathologist. The pathologist examines biopsy specimens and determines if cancer cells are present.

Photosensitivity
wahkewijaakizo washagahiig
ᐊᐧᑊᑫᐃᐧᒐᑭᐟ ᐊᐧᙱᑊᐃᐦ
(wa-keh-we-cha-gi-so wa-sha-ga-heeg)
Extreme sensitivity to the sun, leaving the patient prone to sunburns. Side effect of chemotherapy and radiation.

Platelets
misko manjoosesak gaakipitinamowaaj miskwiini
ᒥᐟᑯ ᒪᐣᒍᓴᐦ ᑲᑭᐱᑎᓇᒧᐊᐧᐨ ᒥᐟᑭᐧᓂ
(mis-ko man-cho-seh-suck ga-gi-bi-ti-na-mo-waach mis-kwee-ni)
Small blood cells needed to stop bleeding.

Pneumonectomy
manohpaneshigewin
ᒪᓄᑊᐸᖮᒋᑫᐃᐧᐣ
(ma-noh-pa-neh-shih-geh-win)
Surgical removal of an entire lung or part of a lung.

Polyp
biijimiyawaabiin amoogowaapinewinan
ᐱᒋᒥᐅᐊᐧᐱᐣ ᐊᒧᑯᐊᐧᐱᖮᐃᐧᓇᐣ
(be-chih-me-yow-wa-been a-mo-go-wa-bi-neh-win)
A cauliflower like growth that develops in the mucous membrane lining of the colon, bladder, uterus, vocal cords, or nasal passage. These are usually benign but are often surgically removed because they could become cancerous.

Port (infusion)
naabaabikehon / naabaabikeshin
ᓇᐸᐱᑫᐤᐅᐣ / ᓇᐸᐱᑫᔑᐣ
(na-ba-bi-keh-hon / na-ba-bi-keh-shin)
A device placed under the skin to allow easy access to veins. Used for taking blood and giving medications and transfusions.

Preventative Measures
kipitinan mwaye amoogowaapineyan
ᑭᐱᑎᓇᐣ ᒪᐧᐦ ᐊᒧᑯᐊᐧᐱᖮᐅᐣ
(gi-bi-ti-nun mwa-yeh a-mo-go-wa-bi-neh-yun)
Actions that can be taken to reduce the chance of developing cancer. Examples include choosing not to smoke and protecting yourself from excessive exposure to sunlight. Preventive measures may also include surgery to remove organs that may develop cancer.

Primary Site (primary tumour)
amoogowaapinewin gaagii'oji maajitaamakak
ᐊᒧᑯᐊᐧᐱᖮᐃᐧᐣ ᑲᑭᐅᒋ ᒪᒋᑕᒪᑲᐨ
(a-mo-go-wa-bi-neh-win ga-key-o-chih ma-che-da-ma-guck)
The area of the body where a tumour originally started.

Prognosis
wiidamaakewin aan ge'aniinaapinej awiiya
ᐃᐧᑕᒪᑫᐃᐧᐣ ᐊᐣ ᑫᐊᓂᓇᐱᖮᐨ ᐊᐃᐧᐅ
(we-da-ma-geh-win aan geh-a-nee-na-bi-nech a-we-ya)
The prediction of how a disease will progress.

Prostate Cancer
iininiiw amoogowaapinewin
ᐃᓂᓂᐟ ᐊᒧᑯᐊᐧᐱᖮᐃᐧᐣ
(ee-ne-new a-mo-go-wa-bi-neh-win)
Cancer of the prostate gland located at the base of the bladder in males.

Prostate Specific Antigen (PSA)
majaagamskwe e'iininiiw amoogowaapinej iitok
ᒪᒐᑲᑦᑫᐧ ᐁᐃᓂᓂᐟ ᐊᒧᑯᐊᐧᐱᖮᐨ ᐃᑐᐨ
(ma-cha-gums-gweh eh-ee-ne-new a-mo-go-wa-bi-nech ee-tok)
A protein produced by prostate cells. When it is elevated in the blood, test shows an abnormality in the prostate gland, possibly cancer.

Prosthesis
(body part) kaawin
(ᒥᐅᐃᐧ ᑫᑯᐣ) ᑲᐃᐧᐣ
((me-yow-we geh-goon) ga-win)
Artificial replacement of a missing body part, such as an artificial leg, artificial breast or artificial eye.

Protocol
amoogowaapinewininatawihiiwewi onajikewin
ᐊᒧᑯᐊᐧᐱᖮᐃᐧᓂ ᓇᑕᐃᐧᐦᐃᐁᐧᐃᐧᐣ ᐅᓇᒋᑫᐃᐧᐣ
(a-mo-go-wa-bi-neh-we-ni-na-ta-we-he-weh-we o-na-chih-geh-wi-nun)
The cancer treatment plan that includes the drugs, dosages and dates for cancer therapy.

----- R -----

Radiologist
omasinaatepijike
ᐅᒪᓯᓇᐡᐱᒋᑫ
(o-ma-si-na-teh-bi-chih-geh)
Is a doctor who specializes in reading x-rays and diagnostic tests.

Radiation Therapy
masinaatepijikewini natawihiiwewin
ᒪᓯᓇᐡᐱᒋᑫᐃᐧᓂ ᓇᑕᐃᐧᐦᐃᐁᐧᐃᐧᐣ
(ma-si-na-teh-bi-chih-geh-wi-ni na-ta-we-he-weh-win)
Radiation therapy is the use of high energy x-rays to damage or kill cancer cells. A radiation Oncologist is a doctor who specializes in using radiation to treat cancer.

Radioactive Implant
jaakiswaakanoowak amoogowaapinewi manjoosesak megwehii
ᒐᑭᔅᑲᓄᐊᐧᐨ ᐊᒧᑯᐊᐧᐱᖮᐃᐧᒪᐣᒍᔅᔅᐨ ᒣᑫᐧᐦᐃ
(cha-gi-swa-ga-no-wuck a-mo-go-wa-bi-neh-we man-cho-seh-suck meh-gweh-he)
A radioactive source which is placed directly into a tumour in an organ such as the prostate or tongue. It is also referred to as Interstitial Radiation Therapy or brachytherapy.

Reconstructive Mammoplasty
oshki joojooshkaaniwan
ᐅᐡᑭ ᒍᒍᐡᑲᓂᐊᐧᐣ
(osh-gi-cho-chosh-ga-ni-wun)
The use of plastic surgery to rebuild the breast after a mastectomy.

Rectal Exam, gets a
ga'ochi miisiich memejikaajikewin
ᑲᐅᒋ ᒥᓯᐨ ᒣᒥᑲᒋᑫᐃᐧᐣ
(ga-o-chih mee-seech meh-meh-chih-ga-chih-keh-win)
Is being examined in the anus.

Rectal Cancer
ga'ochi miisiich amoogowaapinewin
ᑲᐅᒋ ᒥᓯᐨ ᐊᒧᑯᐊᐧᐱᑐᐃᐧᐣ
(ga-o-chih mee-seech a-mo-go-wa-bi-neh-win)
A cancer that occurs in the final part of the large intestine. It precedes and is attached to the anus.

Recurrence/relapse
kiiwe amoogowaapinewin
ᑭᐁᐧ ᐊᒧᑯᐊᐧᐱᑐᐃᐧᐣ
(key-weh a-mo-go-wa-bi-neh-win)
Cancer "coming back" in same sites after treatment.

Red Blood Cells
miskwi misko manjoosesak
ᒥᐢᑭᐧ ᒥᐢᑯᒪᐣᒍᓴᓴᐝ
(mis-kwee mis-ko man-cho-seh-suck)
The cells in the blood that give strength.

Red Blood Count (RBC)
miskwi misko manjoosesak agimaawak
ᒥᐢᑭᐧ ᒪᐣᒍᓴᓴᐝ ᐊᑭᒪᐊᐧᐝ
(mis-kwee mis-ko man-cho-seh-suck a-gi-ma-wuck)
The number of red blood cells seen in a blood sample.

Regional Involvement
animaajaamakan amoogowaapinewin
ᐊᓂᒪᒐᒪᑲᐣ ᐊᒧᑯᐊᐧᐱᑐᐃᐧᐣ
(a-nih-ma-cha-ma-gun a-mo-go-wa-bi-neh-win)
The spread of cancer from its original site to nearby organs or structures.

Remission
kipijimakan amoogowaapinewin
ᑭᐱᒋ ᐊᒧᑯᐊᐧᐱᑐᐃᐧᐣ
(gi-bi-che-ma-gun a-mo-go-wa-bi-neh-win)
The time when the cancer is under control and the person is free from its signs and symptoms.

Retching
kakwepaakomosewin
ᑲᑫᐧᐸᑯᒧᓴᐃᐧᐣ
(ga-gweh-ba-go-mo-seh-win)
The body tries to vomit but no food or fluid come out. It can be a side effect of chemotherapy.

----- S ------

Sarcoma
amoogowaapinewin kamikikatek ima kiicitateyaabiik kaye okanik
ᐊᒧᑯᐊᐧᐱᑐᐃᐧᐣ ᑲᒥᑭᑲᐡᐝ ᐃᒪ ᑭᒋᑎᐡᐳᐱᐝ ᑲᐸ ᐅᑲᓂᐝ
(a-mo-go-wa-bi-neh-win ga-m-kih-ga-tek ee-ma key-che-ta-de-ya-beek ga-yeh o-ka-nick)
A type of cancer that develops in connective, or soft tissue, such as cartilage, fibrous tissue, muscle, or bone.

Scan (Radiostope Scan)
masinaatepisoniwaaboo jiishtahiikewin
ᒪᓯᓇᐡᐱᓯᓂᐊᐧᐳ ᒋᐡᑕᐦᐃᑫᐃᐧᐣ
(ma-si-na-de-bi-soon-ne-wa-bo cheesh-ta-he-keh-win)
A test used to study the brain, bones, and other organs for disease. A radioactive substance is injected into a vein and collects in certain organs. The organs are then studied by special scanners that detect the substance. A diagnostic test that uses a radio active substance to show the area of concern.

Shunt
wiikopikopijikaniyaab
ᐃᐧᑯᐱᑯᐱᒋᑲᓂᐅᑊ
(we-go-bi-ko-pi-chih-gun-ne-yaab)
A small, flexible plastic tube surgically inserted under the skin. It is used to remove excess fluid from that part of the body. Used for treatment in brain tumour.

Side Effect
aanihko akosiishkaakemakan
ᐊᓂᑊᑯ ᐊᑯᓯᒡᑲᕿᒪᑲᐣ
(aa-nih-ko a-ko-seesh-ga-geh-ma-gun)
An unwanted or undesirable symptom caused by cancer treatment. Reactions from drugs or radiation that are not intended or wanted. Chemotherapy can cause nausea, vomiting, hair loss and fatigue.

Skin Cancer
washagahii amoogowaapinewin
ᐊᐧᔕᑲᑊᐃ ᐊᒧᑯᐊᐧᐱᐅᐃᐧᐣ
(wa-sha-ga-he a-mo-go-wa-bi-neh-win)
A type of cancer that grows on the skin usually in the places most exposed to the sun. (See basal cell carcinoma and melanoma).

Specialist
gaamamaadaawisiij kichi mashkikiiwini
ᑲᒪᒪᑕᐃᐧᓯ᐀ ᑭᒋ ᒪᒡᑭᑭᐃᐧᓂᓂ
(ga-ma-ma-da-we-seech gi-che mush-ge-ge-wi-ni-ni)
Big medicine man.

Speculum
iikwewinik tokakwahiganaabik
ᑕᐃᐧᐳᐳᔕᐱᑲᑊᐃᑲᓇᐱᑊ
(ee-kweh-wi-nick to-ka-kwa-he-ka-na-bick)
An instrument used to widen the opening of the vagina to make it possible to see and take samples from the cervix. (Used during a pap test).

Spinal tap
waawiganiyaaboo jimemejikaajikaateg
ᐊᐧᐃᐧᑲᓂᐅᐳ ᒋᒥᒥᒋᑲᒋᑲᑌᑊ
(wa-wi-gun-nee-yaa-bo chih-meh-meh-chih-ga-chih-ga-teg)
A test in which fluid is taken from spine to be checked for cancer.

Sputum Test
ohsitamosikoon memejikaajikaate
ᐅᓴᑕᒧᓯᑯᐣ ᒥᒥᒋᑲᒋᑲᑌ
(oh-si-ta-mo-si-koon meh-meh-chih-ga-chih-ga-deh)
A microscopic test of phlegm coughed up from the lungs.

Staging
aan eyakoshkaamakak aasha amoogowaapinewin
ᐊᐣ ᐁᐅᑯᒡᑲᒪᑲᑊ ᐊᔕ ᐊᒧᑯᐊᐧᐱᐅᐃᐧᐣ
(aan eh-ya-kosh-ga-ma-guck aa-sha a-mo-go-wa-bi-neh-win)
The process of evaluating how far cancer has spread. It describes the size of the tumour; the extent of spread locally; the extent of spread to the lymph nodes; and whether or not the disease has spread to other parts of the body.

Simulator
wawenajikewin getoojikaateg iiwe amoogowaapinewin
ᐊᐧᐁᐧᓇᒋᕿᐃᐧᐣ ᕿᑐᒋᑲᑌᑊ ᐃᐁᐧ ᐊᒧᑯᐊᐧᐱᐅᐃᐧᐣ
(wah-weh-na-chih-geh-win geh-do-chih-ga-teg ee-weh a-mo-go-wa-bi-neh-win)
Part of the preparation for radiation therapy. It involves taking CAT scan of the cancer and determining the best way to treat it.

Stoma (see ostomy)

Stomach Cancer
misat amoogowaapinewin
ᒥᓴᐟ ᐊᒧᑯᐊᐧᐱᐅᐃᐧᐣ
(mih-sut a-mo-go-wa-bi-neh-win)
Cancer that occurs in the stomach organ that is part of the digestive system. It mixes food with digestive juices and churns it into a thin liquid so nutrients can be absorbed.

Stomatitis (see macositis)

Sunscreen
giizis / piisom egaa jijaakisok shishoonigan
ᑭᓯᑦ / ᐱᓱᑦ ᐁᑲ ᒋᒐᑭᓱᐧ ᔑᒡᒍᓂᑲᐣ
(key-sis / be-soom eh-ga chih-cha-gi-sook shih-sho-ni-gun)
A cream, lotion or gel applied to the skin to help protect it from the harmful rays of the sun. Sunscreens are rated in strength by the sun protection factor (SPF) from 2 to 60; the higher the number, the greater the protection.

Surgery
maajishoowewin
ᒪᒋᒍᐁᐧᐃᐧᐣ
(ma-chih-sho-weh-win)
Cutting open the body to remove a cancer tumour. A Surgeon is a doctor who does surgery.

Suture
gashgwaaniwewin
ᑲᐩᑲᐧᓂᐁᐧᐃᐧᐣ
(gush-gwa-ne-weh-win)
Is sewn up - stitches in the skin after surgery.

Sweating
apwesiiwin
ᐊᐯᐧᓯᐃᐧᐣ
(a-bweh-see-win)
Getting very hot, perspiring. Can be a sign of cancer or a side effect of chemotherapy.

Symptoms, has
aakosiiwenimoo
ᐊᑯᓯᐁᐧᓂᒧ
(a-ko-see-weh-ni-mo)
Physical changes that may be signs of cancer or another disease.

Systemic Therapy (See chemotherapy)

----- T -----

Terminal Cancer
kaagotaatikwak maawach amoogowaapinewin
ᑲᑯᑕᑎᑲᐧᐧ ᒪᐊᐧᐧ ᐊᒧᑯᐊᐧᐱᑐᐃᐧᐣ
(ga-ko-da-ti-gwuk ma-wuch a-mo-go-wa-bi-neh-win)
An advanced, progressively worsening cancer that cannot be cured and eventually results in death.

Test results, has negative
kaawin gegoon jimikikaateg
ᑲᐃᐧᐣ ᑫᑯᐣ ᒋᒥᑭᑲᐩᐧ
(ga-win geh-goon chih-mi-gi-ga-teg)
Test shows no problems.

Test results, has positive
gegoon mikikaate
ᑫᑯᐣ ᒥᑭᑲᐩ
(geh-goon mih-gi-ga-teh)
A test that shows a problem that needs to be checked further.

Testicular Cancer
inini pashkwewash amoogowaapinewin
ᐃᓂᓂ ᐸᐩᑫᐧᐊᐧᐩ ᐊᒧᑯᐊᐧᐱᑐᐃᐧᐣ
(ee-ni-ni pash-kweh-wush a-mo-go-wa-bi-neh-win)
Cancer that grows in the testicles, scrotal sac or "balls".

Testicular Self-Examination (TSE)
iinini opashkwewash memejikaahiitisowin
ᐃᓂᓂ ᐅᐸᐩᑫᐧᐊᐧᐩ ᒣᒥᒋᑲᐦᐃᑎᓱᐃᐧᐣ
(ee-ni-ni o-pash-kweh-wush meh-meh-chih-ga-he-de-so-win)
Checking your own testicles (scrotal sac or "balls") to detect lumps, or changes in size or shape.

Thoracotomy
tawaakikaneshwaakanoo
ᑕᐊᐧᑭᑲᑐᐧᐧᑲᓄ
(ta-wa-gi-ga-neh-shwa-gun-no)
An operation to open the chest wall, most commonly to remove a tumour in the chest cavity.

Throat Cancer (See head or neck cancer)
okotashgwahii amoogowaapinewin
ᐅᑯᑕᐩᑲᐧᐦᐃ ᐊᒧᑯᐊᐧᐱᖮᐃᐧᐣ
(o-go-dush-gwa-he a-mo-go-wa-bi-neh-win)

Thrombosis
kibimiskoyaabiiwise
ᑭᐱᒧᐢᑯᐳᐱᐃᐧᓴ
(gi-bi-mis-ko-yaa-be-wi-seh)
A clot in the blood in the vein that blocks it off.

Thrush (see mucosites)
omigiiwigonewewin
ᐅᒥᑭᐃᐧᑯᖮᐁᐧᐃᐧᐣ
(o-me-key-wi-go-neh-weh-win)

Thyroid cancer
mikotashgwahii oniish amoogowaapinewin
ᒥᑯᑕᐩᑲᐧᐦᐃ ᐅᓂᐩ ᐊᒧᑯᐊᐧᐱᖮᐃᐧᐣ
(mih-go-dush-gwa-he o-neesh a-mo-go-wa-bi-neh-win)
Cancer in the gland that secretes hormones to help regulate growth and metabolism. It is located in the throat, near the windpipe (trachea).

TNM Classification (see staging)
aan eshiwepak iiwe amoogowaapinewin
ᐊᐣ ᐁᒋᐁᐧᐸᐦ ᐃᐁᐧ ᐊᒧᑯᐊᐧᐱᖮᐃᐧᐣ
(aan eh-shih-weh-buck ee-weh a-mo-go-wa-bi-neh-win)
A systematic way of describing the size, location and spread of a tumour. ‘T’ describes the primary tumour according to its size and location. ‘N’ applies to the lymph nodes that drain fluid from the area of the tumour and whether the cancer has spread to them. ‘M’ explains whether the cancer has spread to distant areas in the body, from the lung to the brain for example.

Total Parenteral Nutrition (TPN)
wiisiniiwaapikeshin
ᐃᐧᐢᓂᐊᐧᐱᑫᒋᐣ
(we-sih-nee-wa-bi-geh-shin)
Giving nutrients through an intravenous or feeding tube to bypass the digestive system. This is also called hyperalimentation.

Toxic Reaction
pichipoosewin
ᐱᒋᐳᓴᐃᐧᐣ
(bi-chih-bo-seh-win)
Serious side effects of chemotherapy or radiation treatment that are dangerous or poisonous.

Tracheostomy
tawikotashkweshwaakano
ᑕᐃᐧᑯᑕᐩᑫᐧᔥᐧᑲᓄ
(ta-wih-go-dush-gweh-shwa-gun-no)
A surgical procedure in which an opening is made in the windpipe usually to ease breathing and may be permanent for cancer of the throat or larynx. (see larynx cancer).

Transfusion
gamiinakanooch miskwiini odakosii
ᑲᒥᓇᑲᓄᐧ ᒥᐢᑭᐧᓂ ᐅᑕᑯᐢ
(ga-me-na-ka-nooch mis-kwee-ni o-ta-ko-see)
Giving blood to patient.

Tumour (see cancer)
amoogowaapinewin
ᐊᒧᑯᐊᐧᐱᖮᐃᐧᐣ
(a-mo-go-wa-bi-neh-win)

----- U -----

Ultrasound
jakaatesijikewi memejikaajikewin
ᒐᑲᐅᐢᒋᑫᐃᐧ ᒣᒣᒋᑲᒋᑫᐃᐧᐣ
(cha-ga-deh-si-chih-geh-we meh-meh-chih-ga-chih-geh-win)
A picture that uses sound waves to outline the shape of tissues and organs in the body and to detect abnormalities. Ultrasound tests may be used to help differentiate between cysts and solid tumours.

Unconventional Therapy
bakaaninatawihiiwewin
<ᑲᓂ ᓇᑕᐃᐧᐦᐃᐁᐃᐧᐃᐧᐣ
(ba-ka-ni-na-da-we-he-weh-win)
A therapy outside the conventional cancer treatments. Examples include herbal therapies or special diets, art or music therapy, or natural health practices. May also be called ‘alternative therapy”.

Urinalysis
shikonaaboo memejikajikewin
ᐸᑯᓇᐳ ᐧᐧᐢᑲᐢᑫᐃᐧᐣ
(shih-go-na-bo meh-meh-chih-ga-chih-geh-win)
A routine urine test that describes the colour, appearance and contents of a urine sample.

Urinary Tract Infection, has
miniiwishikonaaboo
ᒥᓂᐃᐧᐸᑯᓇᐳ
(mi-nee-wi-shih-go-na-bo)
Has pus in the urine.

Uterine Cancer
iikwewi amoogowaapinewin
ᐃᑫᐧᐃᐧ ᐊᒧᑯᐊᐧᐱᓄᐃᐧᐣ
(ee-kweh-we a-mo-go-wa-bi-neh-win)
Cancer of the female organs.

----- V -----

Vagina
abinoochiish ga’ochi nitawikich
ᐊᐱᓄᒋᐩ ᑲᐅᒋ ᓂᑕᐃᐧᑭ⁻
(a-bi-no-cheesh ka-o-chih ni-ta-we-gich)
Passage where a baby comes through when it is born.

Vein
miskoyaab
ᒥᑦᑯᐅᑊ
(mis-ko-yaab)
A blood vessel that carries deoxygenated blood from the body back to the heart and lungs.

Vertigo, has
giwashgweyaabi
ᑭᐊᐧᐩᑫᐧᐅᐱ
(key-wush-gweh-yaa-bih)
See dizzy

Virus
majimanjooses
ᒪᒋᒪᐣᒍᓴᑦ
(ma-chih-man-cho-sehs)
A tiny organism that invades and grows in cells and thereby alters their function.

Vomit
baakomowin
<ᑭᒧᐃᐧᐣ
(ba-ko-mo-win)
To throw up the contents of the stomach through the mouth.

----- W -----

White Blood Cells (leukocytes - blast cells)
waabimisko manjoosesak
ᐊᐧᐱᒥᑦᑯᒪᐣᒍᓴᓴᐧ
(wa-bi-mis-ko-man-cho-seh-suck)
White substance in the blood that help fight invading germs, infections and allergy-causing agents.

----- X -----

X-Rays
masinaatepijikan / masinaatepisowin / bawaatepisowin / chakaatepisowin
ᒪᓯᓇᐩᐱᒋᑲᐣ / ᒪᓯᓇᐩᐱᓯᐃᐧᐣ / <ᐊᐧᐩᐱᓯᐃᐧᐣ / ᒐᑲᐩᐱᓯᐃᐧᐣ
(ma-si-na-teh-bi-chih-gun / ma-si-na-teh-bi-so-win / ba-wa-teh-bi-so-win / cha-ga-teh-bi-so-win)
A picture of your body is used to diagnose and treat cancer.

Notes

CANCER WORD BOOK

With

OJIBWE
EQUIVALENTS



Thunder Bay Regional Health Sciences Centre

Cover artwork

As a representation of the cancer word book, the painting tells a story of comfort, direction, support and guidance. In the most difficult times of life, there are those who provide such comfort, support, direction and guidance. In the native culture, there is interconnectedness between all living beings and the environment. The sun provides warmth, light, growth and nourishment and mother earth gives life, shelter, food and a supportive environment for us to thrive in.

In the painting, the person holding the bowl is healthy and is providing support to the person who is in distress mentally, physically, spiritually, and emotionally. The bowl contains care, support and growth, and is being extended to the other person who is shown as accepting these values. In those times when we are challenged and our spirits are low, it is these values of support, care, guidance and a helping hand that guide and support us through our time of need.

Regional Cancer Care

Northern Cancer Research Foundation

CANCER WORD BOOK

With OJIBWE EQUIVALENTS

Anishinabemowin	ᐊᓂᒋᓇᐯᒧᐧᐃᓐ
igidowinan	ᐃᑭᑐᐧᐃᓇᓐ
ga’amoogot	ᑲᐊᒧᑯᑦ
gichi aakosiiwinan onji	ᑭᒋ ᐊᑯᓯᐧᐃᓇᓐ ᐅᓐᒋ

Thunder Bay Regional Health Sciences Centre

INTRODUCTION

Culture influences the way patients talk about cancer, understand it and communicate their symptoms. It also influences how messages about treatment and care are received by patients. Researchers and translators tell us that cancer terms are highly technical and that it is a challenge to translate words specific to cancer into Aboriginal language.

The Cancer Word Book aims to improve cross-cultural communication between health care providers, patients and family members. Regional Cancer Care's Aboriginal Cancer Committee developed this tool for translators and those who assist health care providers to communicate with aboriginal people. It is designed to assist patient navigators, cultural interpreters and translators who support Aboriginal people and their families who are diagnosed with cancer. It can also assist health care providers to communicate with Aboriginal patients and their family members when translation is not available.

A small working group worked with Bruce Beardy to develop the content and layout. The Interpreter's Manual (Sioux Lookout Zone Hospital, 2000) and the Cancer Word Book (Canadian Cancer Society, 1990) provided useful information for the development of this resource. The Cancer Word Book is designed in two parts: Severn Ojibwe and Ojibwe equivalents. Each section lists the English word with definition and the translated words.

Regional Cancer Care's Aboriginal Cancer Committee is committed to reducing the burden of cancer for Aboriginal people in Northwestern Ontario. Through the development of culturally relevant resources, the committee aims to increase cancer awareness and education about cancer prevention and care for Aboriginal people. The funding for this project was provided by the Northern Cancer Research Foundation (NCRF).

Regional Cancer Care's Aboriginal Cancer Care Committee (2005)

Aboriginal Nursing Program, Lakehead University
Anishnawbe Mushkiki
Canadian Cancer Society – Thunder Bay
Dilico Ojibway Child and Family Services
First Nations and Inuit Health Branch, Health Canada
Hospice Northwest
Matawa First Nations
Metis Nation of Ontario
Nishnawbe Aski Nation
NorWest Community Health Centres
Ontario Metis Aboriginal Association
Pain and Symptom Management Team
Regional Cancer Care – Thunder Bay Regional Health Sciences Centre
Thunder Bay Indian Friendship Centre
Wequedong Lodge

The Ojibwe Language consists of many different dialects. Each community somewhat represents its own dialect and the Syllabic writing system and translations will vary accordingly. In this booklet, the common Syllabic writing system is used which is generally practiced by Ojibwe communities. Many of these communities are found in the Treaty 9 and Treaty 3 areas, as far as Manitoba/Ontario border to the west and to Marten Falls in the east, from Fort Francis area to Webequie. The map below shows where the Severn River Basin is located with respect to some of the Severn Ojibwe communities. Communities like Poplar Hill, Pikangikum, Eabametoong, Mishkeegogamang and Slate Falls are Ojibwe speaking communities.

Map was retrieved from the NAN website

GUIDE TO READING THE OJIBWE PHONETIC WRITING SYSTEM

There are two sets of vowels in the Ojibwe language, seven vowels altogether; three short and four long. Three short vowels include:

i o a

The remaining four vowels are known as long vowels. The short vowels above are simply paired by adding the same (vowel) letter to it to produce the long sound. The vowel 'e' by itself is considered to be a long vowel.

e ii oo aa

The examples of the short and long vowels are:

1. Short Vowels

vowel	English Equivalent	Ojibwe		Translation
i	pin	nibe-iidiiwin	σᐯᑊᐃᑏ·ᐃᓐ	anesthesia
o	to	okon	ᐅᑯᓐ	liver
a	above	okan	ᐅᑲᓐ	bone

2. Long Vowels

vowel	English Equivalent	Ojibwe		Translation
e	pet	sheboozigan	ᓱᐣᓯᑲᓐ	laxative
ii	beat	wiiyaw	·ᐃᐧᐅᐤ	body
oo	choose	abinooji	ᐊᐱᓄᒋ	child
aa	fax	wisaawisewin	·ᐃᓵ·ᐃᓴ·ᐃᓐ	jaundice

The Ojibwe consonants and vowels which are used in this booklet are:

Consonants	w	p/b	t/d	k/g	ch/j	m	n	s/z	sh/zh	y
Vowels	e	i	ii	o	oo	a	aa			

The examples of the Ojibwe syllable writing system are the following:

				final	English gloss
ᒐ jaa	ᑭ ki	ᓱ zo	·ᐃ wi	ᓐ n	**Burned, is**

With the ‘final’ infix and with a ‘w’ in between the consonant and vowel (c’w’v) cluster:

		final	c’w’v				final	English gloss
ᑮ gii	·ᐊ wa	ᐧ sh	·ᑊ gwe	ᐩ yaa	ᐸ ba	ᑕ da	ᒪ m	**Dizzy, feels**

In the Syllabic orthography, a long vowel sound is achieved by simply placing a dot above the Syllabic character as the chart below indicates.

	Ojibwe					Final	English Gloss
Common Syllabics With Long Vowels Roman Orthography	ᒪ ᒫ maa	ᒋ ᒋ ji	ᙱ ᙱ zhoo	·ᐁ ·ᐁ we	·ᐃ ·ᐃ wi	ᓐ ᓐ n	**Surgery**

Below is the example of the gloss entries in this booklet with common Syllabics.

Medical Word

Ojibwe Roman Orthography

Cancer

gaa’amoogot gichi’aakoziwin abiichi padinitan miziweshkamagan

ᑲᐊᒧᑯᑦ ᑭᒋ ᐊᑯᓯ·ᐃᓐ ᐊᐱᒋ ᐸᑎᓂᑕᓐ ᒥᓯ·ᐁᙱᑲᒪᑲᓐ

Meaning

Cancer is a general term for more than 200 diseases. It is the uncontrolled, abnormal growth of cells that can invade and destroy healthy tissues. Most cancers can also spread to other parts of the body.

Ojibwe Common Syllabics

OJIBWE CONSONANT - VOWEL SYLLABLE CHART

vowels	e	i	ii	o	oo	a	aa	
consonants								Finals
w	we	wi	wii	wo	woo	wa	waa	w
p **b**	pe be	pi bi	pii bii	po bo	poo boo	pa ba	paa baa	p b
t **d**	te de	ti di	tii dii	to do	too doo	ta da	taa daa	t d
k **g**	ke ge	ki gi	kii gii	ko go	koo goo	ka ga	kaa gaa	k g
ch **j**	che je	chi ji	chii jii	cho jo	choo joo	cha ja	chaa jaa	ch j
m	me	mi	mii	mo	moo	ma	maa	m
n	ne	ni	nii	no	noo	na	naa	n
s **z**	se ze	si zi	sii zii	so zo	soo zoo	sa za	saa zaa	s z
sh **zh**	she zhe	shi zhi	shii zhii	sho zho	shoo zhoo	sha zha	shaa zhaa	sh zh
y	ye	yi	yii	yo	yoo	ya	yaa	y

COMMON OJIBWE SYLLABICS WRITING SYSTEM CHART
with Roman equivalents

					Finals
	ᐁ e	ᐃ i	ᐅ o	ᐊ a	
w	ᐥ we	ᐤ wi	ᐦ wo	ᐧ wa	ᐣ
p/b	ᐯ pe/be	ᐱ pi/bi	ᐳ po/bo	ᐸ pa/ba	ᐨ
t/d	ᑌ te/de	ᑎ ti/di	ᑐ to/do	ᑕ ta/da	ᑦ
k/g	ᑫ ke/ge	ᑭ ki/gi	ᑯ ko/go	ᑲ ka/ga	ᑳ
ch/j	ᒣ che/je	ᒋ chi/ji	ᒍ cho/jo	ᒐ cha/ja	ᒡ
m	ᒣ me	ᒥ mi	ᒧ mo	ᒪ ma	ᒪ
n	ᓇ ne	ᓂ ni	ᓄ no	ᓇ na	ᓈ
s/z	ᓯ se/ze	ᓰ si/zi	ᓱ so/zo	ᓯ sa/za	ᓲ
sh/zh	ᖘ she/zhe	ᖚ shi/zhi	ᖝ sho/zho	ᖘ sha/zha	ᖞ
y	ᔪ ye	ᔫ yi	ᔭ yo	ᔪ ya	ᔮ

Extra Characters: x = Christ ᐣ = H ᐢ = R ᐠ = L

OJIBWE LONG VOWEL SYLLABICS WRITING SYSTEM CHART
with Roman equivalents

					Finals
	ᐁ e	ᐄ i	ᐅ o	ᐆ a	
east **w**	ᐧᐁ we	ᐧᐄ wi	ᐧᐅ wo	ᐧᐆ wa	ᐦ
p/b	ᐯ pe/be	ᐱ pi/bi	ᐳ po/bo	ᐴ pa/ba	ᐸ
t/d	ᑌ te/de	ᑎ ti/di	ᑐ to/do	ᑑ ta/da	ᑊ
k/g	ᑫ ke/ge	ᑭ ki/gi	ᑯ ko/go	ᑲ ka/ga	ᑵ
ch/j	ᒉ che/je	ᒋ chi/ji	ᒍ cho/jo	ᒐ cha/ja	ᒷ
m	ᒣ me	ᒥ mi	ᒧ mo	ᒪ ma	ᒻ
n	ᓇ ne	ᓂ ni	ᓄ no	ᓈ na	ᓐ
s/z	ᓯ se/ze	ᓱ si/zi	ᓳ so/zo	ᓴ sa/za	ᓲ
sh/zh	ᓵ she/zhe	ᓷ shi/zhi	ᓹ sho/zho	ᓺ sha/zha	ᓸ
y	ᔦ ye	ᔨ yi	ᔩ yo	ᔪ ya	ᔾ

Extra Characters: x = Christ ᐦ = H ᐣ = R ᐤ = L

----- A -----

Ache
dewiziwin
ᑌ·ᐃᓯ·ᐃᓐ
(deh-wi-ze-win)
A dull pain anywhere in the body that doesn't go away.

Acute
gidatabaapinewin
ᑭᑕᑕᐸᐱᖮ·ᐃᓐ
(gi-da-ta-ba-pi-neh-win)
An illness that happens suddenly or over a short period of time.

Adenocarcinoma
anida gaa'amoogot oniisgok
ᐊᓂᑕ ᑲᐅᒧᑯᑦ ᐅᓂᔅᑯᒃ
(a-nih-da ga-a-mo-goot o-nees-gook)
A type of cancer made up of abnormal gland cells that line the inner surface of some organs in the body.

Adrenal glands
niizhin aa'gaasinoon wakichi odetikosiiwik gaa' oji'anookiimagak wiiyawig
ᓂᔑᓐ ᐊᑲᓯᓄᓐ ·ᐊᑭᒋ ᐅᑎᑎᑯᓯ·ᐃᒃ ᑲᐅᒋᐊᓄᑭᒪᑲᒃ ·ᐃᐅ·ᐃᒃ
(nee-zhin a-ga-sih-noon wa-gi-chih o-deh-te-go-see-wik ga-o-chih a-no-key-ma-guck we-yaw-wig)
Two small organs on top of the kidneys that release hormones affecting various body functions.

Allergic, is
gaa'maanaamiijigadek / gaa'maanaaminigwadek gaa'maanaa'iigwamonoodek
ᑲᒪᓇᒥᒋᑲᑌᒃ / ᑲᒪᓇᒥᓂ·ᑲᑌᒃ / ᑲᒪᓇᐃ·ᑲᒧᓄᑌᒃ
(ga-ma-na-me-chih-ga-dek / ga-ma-na-mi-ni-gwa-dek / ga-ma-na-ee-gwa-mo-noo-dek)
When your body or skin reacts badly to something you eat, drink, breathe. You may experience sneezing, watering eyes, hives that itch, shortness of breath and swelling. Can be treated with medication.

Alopecia
gaabaapaagizidoch owiinizisan mashgigi ochi
ᑲᐸᐸᑭᓯᑐᒡ ᐅ·ᐃᓂᓯᓴᓐ ᒪᔅᑭᑭ ᐅᒋ
(ga-ba-ba-gi-si-dooch o-we-ni-ze-sun mush-ge-ge o-chih)
Hair loss from chemotherapy. This can include all body hair as well as scalp hair. Your hair grows back after treatment is finished.

Amputation
giizhgigadezhwa giizhginikezhwa gaye naasizhigaade gaa'odabinek
ᑭᐦᑭᑲᑌ·ᘐ ᑭᐦᑭᓂᑫ·ᘐ ᑲᐸ ᓇᓯᒍᑲᑌ ᑲᐅᑕᐱᖮᒃ
(keysh-gi-ka-deh-zhwa keysh-gi-ni-geh-zhwa ga-yeh na-si-zhih-ga-deh ga-o-da-bi-neck)
Cutting off a limb or part of the body.

Analgesic
adawi'on ji'adawiisagedak
ᐊᑕ·ᐃᐅᓐ ᒋᐊᑕ·ᐃᓴᑫᑕᒃ
(a-da-we-oon che-a-da-wee-sa-geh-duck)
A drug that takes away pain.

Anemia
bibaagaazheyagamin misgwi
ᐱᐸᑲᖔᐅᑲᒥᓐ ᒥᔅᑭ
(bi-ba-ga-zheh-ya-gum-min mis-gwee)
A shortage of red blood cells, which may cause fatigue.

Anesthesia
nibe'iidiiwin
ᓂᐯᐃᑎ·ᐃᓐ
(ni-beh-ee-dee-win)
A drug inhaled or injected into you to freeze or numb your body, to put you to sleep so you don't feel anything.

Anorexia
gaawiisiniisig
ᑲ·ᐃᓯᓂᓯᒃ
(ga-wee-si-nee-sick)
Lack of appetite for food. Appetite loss that is sometimes a side effect of chemotherapy.

Antibiotic
gaa'ojimino'ayaag mashgigi
ᑲᐅᒋᒥᓄᐊᐳᒃ ᒪᐦᑭᑭ
(ga-o-chih-mi-no-a-yaag mush-ge-ge)
Healing medicine.

Anticoagulant
mashgigi gaa'abadak
ᒪᐦᑭᑭ ᑲᐊᐸᑕᒃ ᒋᑭᐱᓴᓯᓄᒃ ᒥᔅᑭ
(mush-ge-ge ga-a-ba-duck)
Drug/medicine that is used to prevent blood clots from forming in your body.

Antiemetic
mashgigi gaa'abadak jinishamaaji'ozik gaye jizhashishigagowezik
ᒪᐦᑭᑭ ᑲᐊᐸᑕᒃ ᒋᓂᒡᒪᒋᐅᓯᒃ ᑲᐸ ᒋᒡᒧᒧᑲᑯᐧᐁᓯᒃ
(mush-ge-ge ga-a-ba-duck chih-ni-sha-ma-che-o-zik ga-yeh chih-sha-shih-shih-ga-go-weh-zick)
A drug that prevents or relieves nausea and vomiting.

Antifungal
mashgigi gaa'abadak bichiboowizewinig
ᒪᐦᑭᑭ ᑲᐊᐸᑕᒃ ᐱᒋᐳᐧᐃᔅᐧᐃᓂᒃ
(mush-ge-ge ga-a-ba-duck bi-chih-bo-we-zeh-wi-nick)
A medicine used to treat fungal infections.

Artificial Larynx
aanimigiziwijigaade noodagozijigan gaanaabishgigadeg
ᐊᓂᒥᑭᓯᐧᐃᒋᑲᑌ ᓄᑕᑯᓯᒋᑲᓐ ᑲᓇᐱᐦᑭᑲᑌᒃ
(aa-ni-me-gi-zi-we-chih-ga-deh no-da-go-zi-chih-gun ga-na-bish-gi-ga-dek)
After the voice box (larynx) is removed for cancer an artificial voice box is used. This battery operated machine is held against the throat to create vibrations that enable a person to be heard.

Ascites
nibi gaamooshginejishgaagoch
ᓂᐱ ᑲᒧᐦᑭᐣᒋᐦᑲᑯᒡ
(ni-bi ga-moosh-gi-neh-chish-ga-gooch)
Abnormal accumulation of fluid in the belly.

Aspirate
gawiigwa'igemagak shaabonigan
ᑲᐧᐃᐧᑲᐃᕫᒪᑲᒃ ᙱᐳᓂᑲᓐ
(ga-we-gwa-ee-geh-ma-guck sha-bo-ni-gun)
The process of removing fluid from a specific area, using a big needle, often used for diagnostic purposes to relieve discomfort.

Atrophy
ojidateyaabiin gaa'akozit
ᐅᒋᑕᑌᐳᐱᓐ ᑲᐊᑯᓯᑦ
(o-chih-da-teh-yaa-been ga-a-ko-zit)
Thinning or wasting of the muscles of the body.

Autoimmunity
wiiyawig gaa'anisabi'anogiimagazinok
ᐧᐃᐅᐧᐃᒃ ᑲᐊᓂᔅᐱᐊᓄᑭᒪᑲᓯᓄᒃ
(we-ya-wig ga-a-ni-sa-be-a-no-key-ma-ga-zi-nook)
An abnormal condition in which the body's immune system fights and rejects itself.

Axillary Dissection
oniizhgwak oniigwiik gaa'bagwajizhoodwa
ᐅᓂᔅᑲᒃ ᐅᓂᐧᑭᒃ ᑲᐸᐧᑲᒋᓇᐧᑕ
(o-neesh-gwuck o-nee-gweek ga-ba-gwa-chih-zho-dwa)
An operation to remove the lymph nodes lying under the armpit.

----- B -----

Bacteria
manijoozesak gaa'oji'aakozik gaye bichimowise
ᒪᓂᒍᐦᔅᔅᒃ ᑲᐅᒋᐊᑯᓯᒃ ᑲᐸ ᐱᒋᒧᐧᐃᔅ
(ma-ni-cho-zeh-suck ga-o-chih-a-ko-zik ga-yeh bi-chih-mo-wi-seh)
Tiny bugs that can cause infection and disease. Can only be seen with a microscope.

Barium Swallow
gaaminigwadeg jizhaabwadeshimich omizat gaye onagish
ᑲᒥᓂᑊᑌᑦ ᒋᒡᐧᐸᐡᒥᒡ ᐅᒥᓴᑦ ᑲᐊ ᐅᓇᑭᐣ
(ga-mi-ni-gwa-deg chi-sha-bwa-teh-shi-mich o-mi-sut ga-yeh o-na-gish)
A way of taking an x-ray picture of the upper bowel and stomach. One drinks a clay like liquid. Then an x-ray of the upper bowel is taken.

Basal Cell Carcinoma (see Skin Cancer)
giziswadek oji aagoziwin gaa'amoogot ozhagayag
ᑭᓯᐧᓴᑌᑦ ᐅᒋ ᐊᑯᓯᐧᐃᐢ ᑲᐊᒧᑯᑦ ᐅᒡᑲᐅᑦ
(gi-ze-swa-dek o-chih a-ko-see-win ga-a-mo-goot o-zha-ga-yag)
The most common type of skin cancer. Is most often found on parts of the body frequently exposed to the sun.

Benign (tumour on your body)
gaa'ozhi'omagak wiiyawig gaawiinonjiji' izhinaagwak gaa'amoogot
ᑲᐅᑦᐅᒪᑲᑦ ᐧᐃᐅᐧᐃᑦ ᑲᐧᐃᓄᐢᒋᒋᐃᑦᓇᐧᑲᑦ ᑲᐊᒧᑯᑦ
(ga-o-zhi-o-ma-guck we-ya-wig ga-we-noon-chih-chih ee-zhi-na-gwuck ga-a-mo-goot)
A swelling or growth that is not cancerous. It does not spread from one part of the body to another, and is usually not dangerous.

Bilateral
gwekweginage wiiyawig gaawiisagedak
ᐧᑊᑊᑭᓇᑊ ᐧᐃᐅᐧᐃᑦ ᑲᐧᐃᓴᑊᑕᑦ
(gwe-gwe-gi-na-geh we-ya-wig ga-we-sa-geh-duck)
This term refers to both sides of the body.

Bile Duct Cancer
owiizap gaa'ojik gaa'amoogot iinabinewin
ᐅᐧᐃᓴᐢ ᑲᐅᒋᑦ ᑲᐊᒧᑯᑦ ᐃᓇᐱᓐᐧᐃᐢ
(o-we-zap ga-o-chig ga-a-mo-goot ee-na-bi-neh-win)
Cancer of the tube that carries bile from the liver to the duodenum. A type of bile duct cancer. Bile ducts carry bile from the liver and the gallbladder to the small intestine (duodenum).

Biopsy
baki gaabagwajizhigadek ji'adogigejigadek
ᐸᑭ ᑲᐸᐧᑲᒋᑦᑦᑲᑌᑦ ᒋᐊᑐᑭᑊᒋᑲᑌᑦ
(ba-key ga-ba-gwa-chi-zhi-ga-dek chih-a-do-gi-geh-chih-ga-dek)
Cutting out a small piece of tissue for the doctor to look at under the microscope to help decide whether or not you have cancer.

Birthmark, has a
omiiniiman
ᐅᒥᓂᒪᐢ
(o-me-nee-mun)
Red, brown or white mark on skin present at time of birth.

Bladder
zhigiiwin gaa'izhibiindek
ᑦᑭᐧᐃᐢ ᑲᐃᑦᐱᐢᑌᑦ
(shih-key-win ga-ee-shi-been-dek)
The part of the body in the lower belly where urine is stored.

Blast Cells
owiin nibiiwa ozhi'omaganon gaawaabishgagin misgwiimik gaa'ojimisgwiiwaabinech
ᐅᐧᐃᐢ ᓂᐱᐧᐊ ᐅᑦᐅᒪᑲᓄᐢ ᑲᐧᐊᐱᐣᑲᑭᐢ ᒥᐧᑭᒥᑦ ᑲᐅᒋᒥᐧᑭᐧᐊᐱᓐᑊ
(o-ween ni-be-wa o-zhi-o-ma-ga-noon ga-wa-bish-ga-kin mis-kwee-mik ga-o-chih-mis-kwee-wa-pi-nech)
Immature white blood cells. A very small amount of blast cells are normally present in the bone marrow. In leukemia, blast cells are present in large numbers.

Blood Brain Barrier
gaa'adawii'och gaa'izisenon iima wiinidibiik inege
ᑲᐊᑕᐧᐃᐅᑊ ᑲᐃᑦᐧᓴᓯᓄᐢ ᐃᒪ ᐧᐃᓂᑎᐱᑦ ᐃᓇᑊ
(ga-a-da-we-ooch ga-ee-zi-seh-noon ee-ma wee-ni-di-beek ee-neh-ke)
A network of blood vessels that help to prevent potentially dangerous substances from entering the brain. Some chemotherapy drugs cross this barrier.

Blood Count
misgwiimak gaamisgwagin gaa'abadagin gaye gaayagasigin edasinagwanoogwenan
ᒥᔅᑭᒪᒃ ᑲᒥᔅᑲᑭᐢ ᑲᐧᐊᐸᑭᐢ ᑲᐸ ᑲᐳᑲᓯᑭᐢ ᐁᑕᓯᓇᐧᑲᓄᐧᑫᓇᐢ
(mis-kwee-muck ga-mis-gwa-kin ga-a-ba-da-kin ga-yeh ga-ya-ga-zi-kin eh-ta-si-na-gwa-no-gwe-nun)
The number of red blood cells, white blood cells, and/or platelets in a sample of blood. See definition of red, white blood cells and platelets.

Blood Pressure
misgwiimak gaa'abida'ak
ᒥᔅᑭᒪᒃ ᑲᐊᐱᑕᐊᒃ
(mis-kwee-muck ga-a-bi-da-ak)
Pressure of the blood on the walls of the arteries Hypertension—blood pressure is higher than 140/90.

Blood Transfusion
shaabonigan gaa'abadak misgwii gaamiinidig
ᓯᐳᓂᑲᐢ ᑲᐊᐸᑕᒃ ᒥᔅᑭ ᑲᒥᓂᑎᒃ
(sha-bo-ni-gun ga-a-ba-duck mis-gwee ga-me-ni-dig)
Is given blood through a needle.

Blood Typing
misgwii bezhigwan jidinoowak jibwamiinit awiiya
ᒥᔅᑭ ᐯᒍᐧᑲᐢ ᒋᑎᓄᐧᐊᒃ ᒋᐧᐸᒥᓂᑦ ᐊᐧᐃᐳ
(mis-gwee beh-shi-gwan chih-di-no-wuck che-bwa-me-nit a-we-ya)
A laboratory test that is done before a blood transfusion to ensure that the donor's blood is compatible with the recipients. Blood typing identifies the specific blood type (A, B, O or AB).

Blood Work
omisgwiimak gaa'odabinigadek
ᐅᒥᔅᑭᒪᒃ ᑲᐅᑕᐱᓂᑲᑌᒃ
(o-mis-kwee-muck ga-o-da-bi-ni-ga-dek)
A test to examine your blood count, blood cells etc.

Bone Cancer
gaa'amoogot okanig
ᑲᐊᒧᑯᑦ ᐅᑲᓂᒃ
(ga-a-mo-goot o-ka-nick)
A cancer that grows in the bones of the body.

Bone Marrow Biopsy
okanig owiin gaa'oji'odabinigadek
ᐅᑲᓂᒃ ᐅᐧᐃᐢ ᑲᐅᒋᐅᑕᐱᓂᑲᑌᒃ
(o-ka-nick o-ween ga-ochih-o-da-bi-ni-ga-dek)
The procedure by which a needle is inserted into a bone to take out a sample of the bone marrow.

Bone Marrow Depression (Suppression)
owiin okanig omisgwii gaa'ozhimakasinogin gaaminoshgagin
ᐅᐧᐃᐢ ᐅᑲᓂᒃ ᐅᒥᔅᑭ ᑲᐅᒍᒪᑲᓯᓄᑭᐢ ᑲᒥᓄᐣᑲᑭᐢ
(o-ween o-ka-nick o-mis-kwee ga-o-zhi-ma-ga-si-no-kin)
An abnormal condition in which the bone marrow cannot produce normal amounts of blood cells and platelets. This is a common side effect of chemotherapy.

Bone Marrow Transplant
okanig gaa'oji'ashamiinidig owiin
ᐅᑲᓂᒃ ᑲᐅᒋᐊᓇᒥᓂᑎᒃ ᐅᐧᐃᐢ
(o-ka-nick ga-o-chih-a-sha-mi-ni-dig o-ween)
Treatment by which a person's bone marrow is destroyed by chemotherapy and/or radiation. It is then replaced with new bone marrow from another person. In some cases the person's own bone marrow can be used.

Bone Scan
okanig gaazhabwadesijigadek
ᐅᑲᓂᒃ ᑲᓇᐧᐸᑌᓯᒋᑲᑌᒃ
(o-ka-nick ga-sha-bwa-deh-si-chih-ga-dek)
An x-ray picture of the bones using a radioactive dye that shows any injury, disease or healing.

Brachytherapy
okanig gaa'adawe'iwemagak
ᐅᑲᓂᒃ ᑲᐊᑕᐧᐁᐃᐧᐁᒪᑲᒃ
(o-ka-nick ga-a-da-weh-ee-weh-ma-guck)
A type of radiation therapy in which tiny radioactive seeds are placed directly into a tumour or cancer site.

Brain Scan
gaazhabwadesijigadek wiinidib
ᑲᙢ·ᐸᐆᓯᒋᑲᐆᑉ ·ᐃᓂᑎᐟ
(ga-sha-bwa-deh-si-chih-ga-dek wee-ni-dib)
A CT imaging study of the brain often taken to detect primary cancer of the brain or the spread of cancer into the brain. (See CT Scan).

Brain Tumour
gaa'amoogot gaa'izhamagak wiinidibik
ᑲᐊᒧᑯᑦ ᑲᐃᙢᒪᑲᑉ ·ᐃᓂᑎᐱᑉ
(ga-a-mo-goot ga-ee-zha-ma-guck wee-ni-di-bik)
Cancer that starts in or spreads to the brain.

Breast Reconstruction
ojoojooshimigaanag
ᐅᒍᒍᐢᒥᑲᓇᑉ
(o-cho-cho-shi-mi-ka-nuck)
The use of plastic surgery to rebuild the breast after surgery.

Breast Self-Examination (BSE)
jinidawiigiimaganogwen gegoon ojoojooshimig gaananaadawii'gigenimidizot
ᒋᓂᑕ·ᐃᑭᒪᑲᓄ·ᑫᐢ ᑫᑯᐢ ᐅᒍᒍᐢᒥᑉ
ᑲᓇᓇᑕ·ᐃᑭᑫᓂᒥᑎᓱᑦ
(chih-ni-ta-we-key-ma-ga-no-gwen geh-goon o-cho-cho-shi-mig ga-na-na-da-we-gi-geh-ni-mi-de-zoot)
A way to examine your breasts to detect changes in the way they look or the way they feel.

Bronchi
opanig oji'bagidanamoowin
ᐅᐸᓂᑉ ᐅᒋᐸᑭᑕᓇᒧ·ᐃᐢ
(o-pa-nick o-chih-ba-gi-da-na-mo-win)
Branch like tubes from the windpipe (trachea) that lead into each lung. Breathing tubes in lungs.

Bronchogenic Carcinoma
odanaag gaa'amoogot gaa'izhi'magiwiibagin
ᐅᑕᓇᑉ ᑲᐊᒧᑯᑦ ᑲᐃᐢᒪᑭ·ᐃᐸᑭᐢ
(o-da-naak ga-a-mo-goot ga-ee-shih-ma-gi-we-ba-kin)
Cancer that starts in the large tubes (bronchi) that connect the windpipe (trachea) to each of the lungs.

Bronchoscopy
ogodashgwak wasakone gaabindabikinigadek aaniin ezhinagwanogwen opanig
ᐅᑯᑕᐤ·ᑲᑉ ·ᐊᓴᑯᑐ ᑲᐱᐢᑕᐱᑭᓂᑲᐆᑉ ᐊᓂᐢ
ᐁᐢᓇ·ᑲᓄ·ᑫᐢ ᐅᐸᓂᑉ
(o-go-dush-gwak wa-sa-ko-neh ga-been-da-bi-ki-ni-ga-dek aa-neen eh-zhi-na-gwa-no-gwen o-pa-nick)
A procedure in which a tube with a light at one end is threaded down the throat to examine the bronchi and to remove cells for microscopic study.

Bruised, is
ozhaawashgose
ᐅᙢ·ᐊᐤᑯᓴ
(o-zha-wush-go-seh)
A black/blue sore area of the skin that happens when blood collects beneath the skin.

Burned,is
jaakizowin
ᒐᑭᓱ·ᐃᐢ
(cha-gi-zo-win)
When heat or cold causes your skin to turn red or blister.

----- C -----

Cancer
gaa'amoogot gichi'aakoziwin abiichi padinitan miziweshkamagan
ᑲᐊᒧᑯᑦ ᑭᒋᐊᑯᓱ·ᐃᐢ ᐊᐱᒋ ᐸᑎᓂᑕᐢ ᒥᓱ·ᐁᐤᑲᒪᑲᐢ
(ga-a-mo-goot gi-chih-a-ko-see-win a-bee-chih pa-dii-ni-tun mi-zi-wesh-ga-ma-gun)
Cancer is a general term for more than 200 diseases. It is the uncontrolled, abnormal growth of cells that can invade and destroy healthy tissues. Most cancers can also spread to other parts of the body.

Cancer in-situ
gaa'amoogot iinabinewin gaadazhi'gichi' wiizhgamagak
ᑲᐊᒧᑯᑦ ᐃᓇᐱᖮᐧᐃᐢ ᑲᑕᒋᑭᒋᐧᐃᙱᒪᑲᑦ
(ga-a-mo-goot ee-na-bi-neh-win ga-da-zhi-gi-chih weezh-ga-ma-guck)
The stage where the cancer is still confined to the tissue in which it started.

Carcinoma
maawaj gaabiminita'ojimagak gaa'amoogot
ᒪᐧᐊᒡ ᑲᐱᒥᓂᑕᐅᒋᒪᑲᑦ ᑲᐊᒧᑯᑦ
(ma-wuch ga-bi-me-ni-ta-o-che-ma-guck ga-a-mo-goot)
The most common type of cancer. A kind of cancer that starts in the skin or in the lining organs. Lungs, intestines and the uterus are hollow organs where a carcinoma begins.

CAT scan
zhabwadek gaamazinisegin gaa' ojiwaabajigaadek
ᙿᐧᐸᒐᑦ ᑲᒪᓯᓂᔑᑭᐢ ᑲᐅᒋᐧᐊᐸᒋᑲᒐᑭᐢ ᑭᑯᓇᐢ
(sha-bwa-tek ga-ma-zi-ni-seh-kin ga-o-chih-wa-ba-chih-ga-dek)
See CT Scan or Tomography

Catheter
shigiiwineyap shikiiwin ji'iinazhigawik gaye gaawiigwa'iigaganiwak
ᑦᑭᐧᐃᖮᐳᑉ ᑦᑭᐧᐃᐢ ᒋᐃᓇᑦᑲᐧᐃᑦ ᑲᐸ
ᑲᐧᐃᐧᑲᐃᑲᑲᓂᐧᐊᑦ
(shi-key-wi-neh-yap shi-key-win chih-ee-na-shi-ga-wick ga-yeh ga-we-gwa-ee-ga-ga-ni-wuck)
A flexible plastic tube that is used to give or remove fluids in your body.

Cauterization
gaa'abadak jinigizigemagak gaa'izhi'aamoogot
ᑲᐊᐸᑕᑦ ᒋᓂᑭᓯᑫᒪᑲᑦ ᑲᐃᑦᐊᒧᑯᑦ
(ga-a-ba-duck chih-ni-gi-si-geh-ma-guck ga-ee-zhi-a-mo-goot)
A procedure that uses heat to destroy abnormal cells, such as cancer cells.

Cell
gaa'ojibimaadagin gegoonan ayaaniwan gakina a'awiizhak gaye gidigaanik
ᑲᐅᒋᐱᒪᑕᑭᐢ ᑭᑯᓇᐢ ᐊᐳᓂᐧᐊᐢ ᑲᑭᓇ ᐊᐊᐧᐃᓂᑦ ᑲᐸ ᑭᑎᑲᓂᑦ
(ga-ochih-bi-ma-da-kin geh-goo-nun a-ya-ni-wun ga-ki-na a-a-we-zhuk ga-yeh gi-di-ga-nick)
A cell is the basic structure of living tissues. All plants and animals are made up of one or more cells.

Cellulitis
gaagizheshgodawaaj gaamisgwazhaget
ᑲᑭᖾᐧᑯᑕᐧᐊᒡ ᑲᒥᐧᑲᓂᑫᑦ
(ga-gi-zhesh-go-da-wach ga-mis-gwa-zha-get)
The inflammation of the skin and the underlying tissue.

Central Nervous System (CNS)
gaa'iinabigesik wiinidib owaawiganeyaab gaye
ᑲᐃᓇᐱᑫᓯᑦ ᐧᐃᓂᑎᑉ ᐅᐧᐊᐧᐃᑲᖮᐳᑉ ᑲᐸ
(ga-ee-na-bi-ke-sick wee-ni-dib o-wa-wi-gun-ne-yab ga-yeh)
The brain and spinal cord.

Cerebrospinal Fluid (CSF)
wiinidib owaawiganeyaab ganibiiwagamig gaa'ojizidomijimisig
ᐧᐃᓂᑎᑉ ᐅᐧᐊᐧᐃᑲᖮᐳᑉ ᑲᓂᐱᐧᐊᑲᒥᑦ ᑲᐅᒋᓯᑐᒥᒋᒥᓯᑦ
(wee-ni-dib o-wa-wi-gun-ne-yab ga-ni-be-wa-ga-mig ga-o-chih-zi-do-mi-chih-mi-sick)
The fluid surrounding the spinal column and brain that helps to protect and cushion the central nervous system.

Cervical nodes
ogwekanig oniisgwag
ᐅᐧᑫᑲᓂᑦ ᐅᓂᐧᑲᑦ
(o-gwe-ka-nick o-nees-gwuck)
Lymph nodes in the neck. (See lymph nodes).

Cervix
gaa'ojisaagijinitawigij abinoojish
ᑲᐅᒋᔑᑭᒋᓂᑕᐧᐃᑭᑦ ᐊᐱᓄᒋᐣ
(ga-o-chih-sa-gi-chih-ni-ta-wi-gich a-bi-noo-cheesh)
A narrowed part of the uterus extending into the vagina. Where you were born from.

Chemotherapy
gaa'oji'adawi'iidwa egagwenitowaach aakoziwin jimozideshgazinok gaye
ᑲᐅᒋᐊᑕᐧᐃᐃᐧᑕ ᐁᑲᐧᑫᓂᑐᐧᐊᒡ ᑲᐊᒧᑯᑦ ᐊᑯᓯᐧᐃᐟ ᒋᒧᓯᒐᙱᑲᓯᓄᑦ ᑲᐸ
(ga-o-chih-a-da-wi-ee-dwa eh-ga-gwe-ni-to-waaj a-ko-see-win chih-mo-si-desh-ga-zi-nook ga-yeh)
A drug that is used to kill cancer cells or control their growth. Chemotherapy drugs are antineoplastic. A drug that prevents, kills, or blocks the growth and spread of cancer cells.

Cholecystectomy
gaabakwajizhigadeg owiisob
ᑲᐸᐧᑲᒋᓱᑲᒐᑦ ᐅᐧᐃᓴᑉ
(ga-ba-gwa-chih-zhi-ga-dek o-wee-soop)
The surgical removal of the gallbladder.

Chronic
gaaminwaakadabine'igot bezigamaagan aakoziwin
ᑲᒥᐧᓇᑲᑕᐱᓐᐃᑯᑦ ᐯᓯᑲᒪᑲᓇ ᐊᑯᓯᐧᐃᐟ
(ga-mi-nwa-ka-da-pi-neh-e-goot beh-zi-ga-ma-gun a-ko-see-win)
A condition or symptom that develops slowly, persists for a long period of time, or gets worse very slowly.

Claustrophobia
gaagoodaajik egashgedak bidik
ᑲᑯᑕᒋᑦ ᐁᑲᐟᑫᑕᑦ ᐱᑎᑦ
(ga-go-da-chik eh-gash-geh-duck be-dick)
Being afraid of enclosed areas.

Clinical Trials
gaagagwejijigadegin ji'anokiimaganogenan mashgigiwan gaye aakoziwin ji'ojigigejigadek
ᑲᑲᐧᑫᒋᒋᑲᒐᑭᓇ ᒋᐊᓄᑭᒪᑲᓄᑫᓇᐟ ᒪᐟᑭᑭᐧᐊᐟ ᑲᐸ ᐊᑯᓯᐧᐃᐟ ᒋᐅᒋᑭᑫᒋᑲᒐᑦ
(ga-ga-gwe-chih-chih-ga-deh-kin chih-a-no-key-ma-ga-no-geh-nun mush-ge-ge-wun ga-yeh a-ko-see-win chih-o-chih-gi-ke-chih-ga-dek)
Research studies to test new treatments or approaches to detecting, reducing the risk for and managing cancer, which may prove to be of more benefit than current methods.

Clot
misgweyaabiik gagibishkwesej
ᒥᔅᑫᐅᐱᑦ ᑲᑭᐱᐟᑫᔅᑦ ᑲᐱᐧᑲᐧᑲᑐᔅᑦ
(mis-kweh-ya-beek ga-gi-bish-kweh-sech)
Happens when blood thickens in clump-usually to stop further bleeding (scab forms). Dangerous if a clot forms in blood stream and travels to the heart, brain or lungs.

Cobalt Treatment
gobwan iizhinikazo mashgigini adawii'on gagi'odinamogwech
ᑯᐧᐸᑦ ᐃᑦᑐᑲᓯ ᒪᐟᑭᑭᓂ ᐊᑕᐧᐃᐅᓇ ᑲᑭᐅᑎᓇᒧᐧᑫᒡ ᑲᐊᒧᑯᑦ ᐅᒋ
(go-bwan ee-zhi-ni-ka-so mush-ge-ge-ni a-da-we-oon ga-key-o-di-na-mo-gwech)
A type of radiation therapy in which high energy gamma rays emitted by Cobalt are directed at tumours deep within your body to destroy cancer cells.

Colon Cancer
gaa'amoogot iima gaa'izhimichaabikeyaak onagish
ᑲᐊᒧᑯᑦ ᐃᒪ ᑲᐃᑦᒥᒐᐱᑫᐅᑦ ᐅᓇᑭᐟ
(ga-a-mo-goot ee-ma ga-ee-zhi-mi-cha-bi-keh-yaak o-na-gish)
Cancer of the large bowel (lower intestine) which can develop in the bowel lining from small growths occur anywhere along the inner lining of the colon.

Colonoscopy
gaa'abadak wasikone gaawiibaabikeyaak epiizabajigadek onagish
ᑲᐊᐸᑕᑦ ᐧᐊᓯᑯᐁ ᑲᐧᐃᐸᐱᑫᐅᑦ ᐁᐱᓴᐸᒋᑲᒐᑦ ᐅᓇᑭᐟ
(ga-a-ba-duck wa-si-ko-neh ga-we-ba-bi-keh-yaak eh-bi-za-ba-chih-ga-dek o-na-gish)
A technique for looking at the colon or large bowel through a lighted, flexible tube.
The anus is looked at with this instrument.

Colostomy
miiziiwin gaa'iizhaamagak
biinji'onagishiyaabiik
ᒥᓯ·ᐃᓐ ᑲᐃᙵᒪᑲᑊ ᐱᓐᒋᐅᓇᑭᑦᑐᐱᑊ
(mee-zee-win ga-ee-zha-ma-guck
been-chih-o-na-gi-she-ya-beek)
Opening to the bowel through the abdominal wall. Special bags are attached to this opening to collect the stool expelled by the large intestine.

Colposcopy
aabajijigan epiizabajigadek gaa'ojibimizagichi' nitawigich
ᐊᐸᒋᒋᑲᓐ ᐁᐱᓴᐸᒋᑲᐡᑊ ᑲᐅᒋᐱᒥᓴᑭᒋᓂᑕ·ᐃᑭᑦ
(a-ba-chih-chih-gun eh-bi-za-ba-chih-ga-dek
ga-o-chih-bi-mi-za-gi-chih-ni-ta-we-gich)
Special way of looking at the cervix with an instrument called a colposcope.

Coma, is in a
nepijinibaa ekoshgozisik
ᓇᐱᒋᓂᐸ ᐁᑯᐣᑯᓯᓯᑊ
(neh-pi-chih-ni-ba eh-kosh-go-si-sick)
Asleep/unconscious and is still breathing but cannot be awakened.

Complete Blood Count (CBC)
misiwe gaa'adogigejigadek misgwi maaya ezhinaagwak
ᒥᓯ·ᐁ ᑲᐊᑐᑭᑫᒋᑲᐡᑊ ᒥᔅᑭ ᒪᐅ ᐁᑦᓇ·ᑲᑊ
(mi-zi-weh ga-a-do-gi-geh-chih-ga-dek mis-gwee ma-yaa
eh-zhi-na-gwuck)
A blood test that provides a total picture of the blood's cells. The test reports how many red blood cells, white blood cells and platelets a person has.

Cone Biopsy (conization)
gabagwanidiwa gaa'amoogot gaa' ojinitawiginaniwak
ᑲᐸ·ᑲᓂᑎ·ᐊ ᑲᐊᒧᑯᑦ ᑲᐅᒋᓂᑕ·ᐃᑭᓇᓂ·ᐊᑊ
(ga-ba-gwa-ni-di-wa ga-a-mo-goot
ga-o-chih-ni-ta-we-gi-na-ni-wuck)
Cancer cells are removed in a cone section, in the cervix.

Confusion
giiwashgweyedam
ᑭ·ᐊᐣ·ᑫᐸᑕᑉ
(key-wush-gweh-yeh-dum)
Is confused.

Congestive Heart Failure
nibiini gaamoshgineshgagot owiiyawig ode'iwapinewin
ᓂᐱᓂ ᑲᒧᐣᑭᓄᐣᑲᑯᑦ ᐅ·ᐃᐳ·ᐃᑊ ᐅᐃᐃ·ᐊᐱᓄ·ᐃᓐ
(ni-be-ni ga-moosh-gi-nesh-ga-goot o-we-ya-wig
o-deh-e-wa-bi-neh-win)
A buildup of fluid in the lungs and/or extremities (especially the legs). This occurs because the heart cannot pump the blood adequately. Some types of chemotherapy can cause this condition.

Consent
nagodab magizha gaye gaa'ozhibi'otizat
ᓇᑯᑕᑉ ᒪᑭᒐ ᑲᐸ ᑲᐅᑦᐱᐅᑎᓴᑦ
(na-ko-dab ma-gi-zha ga-yeh ga-o-zhi-be-o-ti-sut)
Verbal or written permission.

Constipated
gibisa'oji
ᑭᐱᓴᑲᐊᒋ
(gi-bi-sa-o-chih)
Is blocked in anus, cannot have a bowel movement, has hard feces. May be caused by chemotherapy.

Consultation
enanaagaadawaabajigaadeg obimi'iinapinewin
ᐁᓇᓇᑲᑕ·ᐊᐸᒋᑲᐡᑊ ᐅᐱᒥᐃᓇᐱᓄ·ᐃᓐ
(eh-na-na-ga-da-wa-ba-chih-ga-deck
o-bi-mi-ee-na-pi-neh-win)
When a doctor reviews a new patient's medical history, tests, x-rays and/or pathology slides to determine the need for treatment.

Contrast Medium (See IVP)
gaaminigwadek jina'inagwak shaabwadeshimigowin
ᑲᒥᓂᑊᑲᑌᑊ ᒋᓇᐃᓇᑊᑲᑊ ᓚᑊᐸᑌᒥᑯᑊᐃᐢ
(ga-mi-ni-gwa-deck chih-na-ee-na-gwuck sha-bwa-deh-shi-mi-go-win)
A dye used in some x-ray procedures to help doctors see internal organs or structures in the body that might otherwise be difficult to see clearly.

Core Needle Biopsy
shaaboniganesig gaa'oji'odabinigaadek ewii'adogigecigadek
ᓚᐳᓂᑲᑐᓱᑊ ᑲᐅᒋᐅᑕᐱᓂᑲᑌᑊ ᐁᑊᐃᐊᑐᑭᑫᒋᑲᑌᑊ
(sha-bo-ni-gun-neh-sick ga-o-chih-o-da-bi-ni-ga-deck eh-we-a-do-gi-geh-chih-ga-deck)
A type of biopsy in which a small cutting needle is used to remove a small piece tissue for examination under a microscope.

Corticosteroid
mashgigiwan gaa'abadagin ji'adebagishig gaye gaamisgwazhaget
ᒪᐦᑭᑭᑊᐊᐢ ᑲᐊᐸᑕᑭᐢ ᒋᐊᑌᐸᑭᑦᑊ ᑲᐸ ᑲᒥᑊᑊᑲᓇᑫᑦ
(mush-ge-ge-wun ga-a-ba-da-kin chih-a-deh-ba-gi-shig ga-yeh ga-mis-gwa-sha-get)
A class of drugs that decrease swelling and inflammation and suppress the body's immune response by acting as an anti-inflammatory.

Coughs Up Blood
obijiswadan misgwini
ᐅᐱᒋᓴᑊᑕᐢ ᒥᑊᑭᓂ
(o-be-chih-swa-dun mis-gwee-ni)
Blood comes up when coughing.

Cryotherapy
gaamashgawiiwaatesidwa jibagwadizowad gaa'amoogot
ᑲᒪᐦᑲᑊᐃᑊᐊᑌᓱᑊᑕ ᒋᐸᑊᑲᑎᓱᑊᐊᑦ ᑲᐊᒧᑯᑦ
(ga-mush-ga-we-wa-de-si-dwa chih-ba-kwa-di-zo-wat ga-a-mo-goot)
A procedure which "freeze burns" away cancer cells.

CT Scan
godag miina shaabwadeshimigowin gaamazinatesijigemagak
ᑯᑕᑊ ᒥᓇ ᓚᑊᐸᑌᒥᑯᑊᐃᐢ ᑲᒪᓱᓇᑌᓱᒋᑫᒪᑲᑊ
(go-dug mee-na sha-bweh-teh-shi-mi-go-win ga-ma-si-na-teh-si-chih-geh-ma-guck)
An abbreviation for computerized (axial) tomography (CAT Scan). A CT scan is a special type of x-ray which uses a computer to produce a "3 D" picture of the exact size and location of a tumour.

Cyst
emooshkinebiik gemaa gabikwakwatwag gaanidawigig
ᐁᒧᐦᑭᑐᐱᑊ ᑫᒪ ᑲᐱᑊᑲᑊᑕᑊ ᑲᓂᑕᑊᐃᑭᑊ
(eh-moosh-gi-neh-beek geh-ma ga-bi-kwa-kwa-twaag ga-ne-da-wi-kick)
A sac containing fluid or semi solid material. The majority of cysts are benign.

Cystitis
gagishideshgamaji'och shikiiwinaboo gaa'izhibiindek
ᑲᑭᑦᑌᐦᑲᒪᒋᐅᑊ ᑦᑭᑊᐃᓇᐳ ᑲᐃᑦᐱᑌᑊ
(ga-gi-shi-dehsh-ga-ma-chih-ooch shih-key-wi-na-bo ga-ee-shi-been-deck)
An inflammation of the bladder caused by bacteria, chemotherapy or radiation treatments.

Cystectomy
bagii gaabagwajishigadek shikiiwinaboo gaa'izhibiindek
ᐸᑭ ᑲᐸᑊᑲᒋᑦᑲᑌᑊ ᑦᑭᑊᐃᓇᐳ ᑲᐃᑦᐱᑌᑊ
(ba-key ga-ba-gwa-chih-shi-ga-deck shih-key-wi-na-bo ga-ee-shi-been-deck)
Surgical removal of part of your bladder.

Cystoscopy
gaa'wasgonek gaawiibabikeyaag gaabisabaajigaganiwanig shikiiwinaboo gaa'izhibiindek
ᑲᐧᐊᔅᑯᓗᒃ ᑲᐧᐃᐸᐱᕐᐅᒃ ᑲᐱᔅᐸᒋᑲᑲᓂᐧᐊᓂᒃ ᔑᑭᐧᐃᓇᐳ ᑲᐃᔑᐱᑌᒃ
(ga-was-go-neck ga-we-ba-bi-geh-yaag ga-be-sa-ba-chih-ga-ga-ni-wa-nick shih-key-wi-na-bo ga-ee-shi-been-deck)
A diagnostic procedure in which an endoscope, a small lighted tube, is put into the bladder through the urethra to check for abnormalities.

Cytomegalovirus (CMV)
manijoosh gaa'oji'ozaamigichi'aakozig gegaa biko ji'animiniiwapinet
ᒪᓂᒍᐤ ᑲᐅᒋᐅᔅᒥᑭᒋᐊᑯᓯᒃ ᕐᑲ ᐱᑯ ᒋᐊᓂᒥᓂᐧᐊᐱᓗᑦ
(ma-ni-choosh ga-o-chih-o-za-mi-gi-chih-a-ko-sick geh-ga bi-ko chih-a-ni-me-nee-wa-pi-net)
A virus that often causes severe pneumonia in individuals with depressed immune systems.

----- D -----

Depression (suffers from)
migoshgadendamowin
ᒥᑯᐤᑲᑌᑕᒧᐧᐃᓇ
(mi-goosh-ga-den-da-mo-win)
Not happy.

Dermatitis
ginaagazhemaji'on
ᑭᓇᑲᖁᒪᒋᐅᓇ
(gi-na-ga-sheh-ma-chih-oon)
Skin is irritated. Can be a side effect of chemotherapy of radiation.

Diabetes, has
siisiibagwadapinewin
ᓯᓯᐸᐧᑲᐧᑕᐱᓗᐧᐃᓇ
(see-see-ba-gwa-da-pi-neh-win)
Has sugar illness.

Diagnosis
gaa'ojigigedagwak ezhi'ayaaniwak aakoziwin
ᑲᐅᒋᑭᕐᑕᐧᑲᒃ ᐁᔑᐊᐳᓂᐧᐊᒃ ᐊᑯᓯᐧᐃᓇ
(ga-o-chih-gi-geh-da-gwuck eh-zhi-a-ya-ni-wuck a-ko-see-win)
Identification of a disease from signs, symptoms, laboratory results, radiological results, and physical examination findings.

Diarrhea
shebogaawiiziiwin
ᖘᐳᑲᐧᐃᓯᐧᐃᓇ
(sheh-bo-ga-we-ze-win)
Loose, watery stool (feces) or bowel movement(s). Has a runny stomach.

Dies
iishgwabimaadisi
ᐃᐤᐧᑲᐱᒪᑎᓯ
(eesh-gwa-bi-ma-di-sih)
Finish living.

Diet, is on a
iinajigewin
ᐃᓇᒋᕐᐧᐃᓇ
(ee-na-chih-geh-win)
Made to eat something different because of chemotherapy or radiation.

Dietitian
ge'inajiganiwak gaa'onatojin
ᕐᐃᓇᒋᑲᓂᐧᐊᒃ ᑲᐅᓇᑐᒋᓇ
(geh-ee-na-chih-ga-ni-wuck ga-o-na-to-chin)
Person who can help you if eating becomes a problem.

Digital Rectal Examination (DRE)
miijinich gaananaadawimich gaa'ojimiizik
ᒥᒋᓂᒡ ᑲᓇᓇᑕᐧᐃᒥᒡ ᑲᐅᒋᒥᓯᒃ
(me-chih-nich ga-na-na-da-wi-mich ga-o-chih-mee-zick)
Examining the rectum with finger.

Dizzy, feels
giiwashgweyaabadam
ᑭᐧᐊᙵᐧᑫᐳᐸᑕᒪ
(key-wush-gweh-ya-ba-dum)
Feeling of spinning around.

----- E -----

ECG- See electrocardiogram
gaa'ozhibii'igesek gaa'ojigigedagwak ode'ik ji'aakozigwen
ᑲᐅᔑᐱᐃᑫᔾᑲ ᑲᐅᒋᑭᑫᑕᐧᑲᑦ ᐅᑌᐃᑦ ᒋᐊᑯᓯᐧᑫᐤ
(ga-o-zhi-bee-e-geh-sek ga-o-chih-gi-geh-da-gwuck o-deh-eek chih-a-ko-si-kwen)

Edema
baagishi gaa'izhinibiiwishgak gegoom
ᐸᑭᔑ ᑲᐃᔑᓂᐱᐧᐃᙵᑦ ᑫᑯᐤ
(ba-gi-she ga-ee-zhi-ni-be-wish-gaak geh-goon)
Swelling of body tissue due to an abnormal build-up of fluid.

EKG-See electrocardiogram
gaa'izhibii'igesek gaa'ojigigedagwak ode'ik ji'aakozigwen
ᑲᐃᔑᐱᐃᑫᔾᑲ ᑲᐅᒋᑭᑫᑕᐧᑲᑦ ᐅᑌᐃᑦ ᒋᐊᑯᓯᐧᑫᐤ
(ga-e-shi-bee-e-geh-sek ga-o-chih-gi-geh-da-gwuck o-deh-eek chih-a-ko-si-kwen)

Electro-larynx
aanimigiziwan gaa'ozhijigadek ogidashgwak jinoodaagozich
ᐊᓂᒥᑭᓯᐧᐊᐤ ᑲᐅᔑᒋᑲᑌᑦ ᐅᑭᑕᙵᐧᑲᑦ ᒋᓄᑕᑯᓯᑦ
(aa-ni-mi-gi-zi-wun ga-o-shih-chih-ga-deck o-gi-dush-gwaak chih-no-da-go-sich)
A battery operated machine that is held against the throat to create vibrations that enable an individual to talk. Used after the removal of the voice box.

Electrocardiogram (ECG/EKG)
gaa'ojigigedagwak ode'ik ji'aakozigwen
ᑲᐅᒋᑭᑫᑕᐧᑲᑦ ᐅᑌᐃᑦ ᒋᐊᑯᓯᐧᑫᐤ
(ga-o-chih-gi-geh-da-gwuck o-deh-eek chih-a-ko-si-kwen)
A test that makes recordings of the electrical impulses of the heart. Abnormal recordings may show forms of heart disease.

Embolism
sesaagoj gagibisgwesech omisgwayaabiik gemaa gabikwajiisek
ᔕᔕᑯᒡ ᑲᑭᐱᔕᐧᑫᔾᑲ ᐅᒥᔕᐧᑲᐳᐱᑦ ᑫᒪ ᑲᐱᐧᑲᒋᔕᑦ
(seh-sa-gooch ga-gi-pis-kweh-sech o-mis-kwa-yaa-beek geh-ma ga-pi-kwa-chee-sek)
The sudden blockage of a blood vessel by a blood clot, piece of tissue, or large air bubble that has been transported through the blood stream.

Endometrial Biopsy
abinooji gaa'izhibisok gaa'ojigigedagwak gaa'amoogot ji'ayaagwen
ᐊᐱᓄᒋ ᑲᐃᔑᐱᓱᑦ ᑲᐅᒋᑭᑫᑕᐧᑲᑦ ᑲᐊᒧᑯᑦ ᒋᐊᐳᐧᑫᐤ
(a-bi-noo-che ga-ee-shih-be-sook ga-o-chih-gi-geh-da-gwuck ga-a-mo-goot chih-a-yaa-kwen)
A diagnostic procedure in which a small piece of the lining of the uterus is removed to help detect or rule out cancer.

Endoscope
gaadagowaasagoneg gaawiibabikeyaag bisaabajikagewin wiyaawig
ᑲᑕᑯᐧᐊᔕᑯᐅᑦ ᑲᐧᐃᐸᐱᑫᐳᑦ ᐱᔕᐸᒋᑲᑫᐧᐃᐤ ᐧᐃᐳᐧᐃᑦ
(ga-da-go-wa-sa-go-neck ga-we-ba-bi-keh-yaag be-sa-pa-chih-ga-geh-win we-ya-wig)
A narrow, flexible tube, often with a light and lens at one end. It is used to look inside the body at internal organs.

Endoscopy
gaawiibabikeyaag bisaabajikagewin ogwadashgwayaabiik
ᑲᐧᐃᐸᐱᑫᐳᑦ ᐱᔕᐸᒋᑲᑫᐧᐃᐤ ᐅᐧᑲᑕᙵᐧᑲᐳᐱᑦ
(ga-we-ba-bi-geh-yaag bi-sa-pa-chih-ga-geh-win o-ko-tush-kwa-yaa-beek)
A way of looking at the inside of body cavities, such as esophagus (food pipe) and the trachea (wind pipe) using an endoscope.

Enema
biindabawazowin
ᐱᓐᑕᐸᐧᐊᓯᐧᐃᓐ
(been-da-pa-wa-so-win)
Instilling liquid in the rectum to cleanse the bowel or put in medications.

Epidural Anaesthesia
gaagichida'odwa owaawiganiyaabiik ji'aatewiisagedak
ᑲᑭᒋᑕᐅᐧᑕ ᐅᐧᐊᐧᐃᑲᓂᐳᐱᑊ ᒋᐊᒐᐧᐃᓴᑫᑕᑊ
(ga-gi-chi-da--o-dwa o-wa-wi-gun-nee-yaa-beek chih-a-deh-wee-sa-geh-duck)
A way of relieving pain by injecting a numbing agent into the space of the spinal cord to block sensations in the abdomen and lower body.

Erythema
gaamisgwazheshgaaj
ᑲᒥᐧᑲᖁᒣᑲᒡ
(ga-mis-gwa-zhesh-kaach)
Redness of the skin.

Erythrocyte (RBC)
gaamisgwagin iizhonikadewan misgwiimik mino'aanokimaganoon
ᑲᒥᐧᑲᑭᐢ ᐃᒡᓂᑲᒐᐧᐊᐢ ᒥᐧᑭᒥᑊ ᒥᓄᐊᓄᑭᒪᑲᓄᐢ
(ga-mis-gwa-kin ee-sho-ni-ga-deh-wun mis-gwee-mick mi-no-a-no-key-ma-gun-noon)
Red blood cells. They carry oxygen to body cells and carbon dioxide away from body cells.

Esophageal Speech
onoodaagoziwin gaagi'odaabinigadenig meshgwaach gigwajigech ojinoodaagozi gaagi'ajigadek
ᐅᓄᑕᑯᓯᐧᐃᐢ ᑲᑭᐅᑕᐱᓂᑲᒐᓂᑊ ᒣᐧᑲᒡ ᑭᐧᑲᒋᑫᑦ ᐅᒋᓄᑕᑯᓯ ᑲᑭᐊᒋᑲᒐᑊ
(o-no-da-go-zee-win ga-key-o-da-pi-ni-ga-deh-nick mesh-kwaach gi-gwa-chih-gech o-chih-no-da-go-zih ga-key-a-chih-ga-deck)
A way of speaking used by some people who have had their voice box (larynx) removed. Sound occurs when air is swallowed and is forced out through the esophagus into the mouth.

Estrogen
gaagi'oji'ozhi'omagak iikwe obijiya'i waawan gaa'izhamagak gaye godagiyan gegoonan
ᑲᑭᐅᒋᐅᒍᐅᒪᑲᑊ ᐃᐧᑫ ᐅᐱᒋᐳᐃ ᐧᐊᐧᐊᐢ ᑲᐃᓇᒪᑲᑊ ᑲᐸ ᑯᑕᑭᐳᐢ ᑫᑯᓇᐢ
(ga-key-o-chih-o-shi-o-ma-guck ee-kweh o-be-chih-ya-he wa-wun ga-ee-sha-ma-guck ga-yeh go-da-key-yun geh-go-nun)
A female hormone produced by the ovaries and other adrenal glands.

Examine/ Examination
nanaadowiimigowin
ᓇᓇᑐᐧᐃᒥᑯᐧᐃᐢ
(na-na-do-we-mi-go-win)
Checks someone out.

Excision
gaabagwajizhigaadek gaa'amoogot
ᑲᐸᐧᑲᒋᒍᑲᑌᑊ ᑲᐊᒧᑯᑦ
(ga-ba-kwa-chih-shi-ga-deck ga-a-mo-goot)
Cutting out a part of the body, including cancerous growths.

----- F -----

Faint, feels
waniikemaji'o
ᐧᐊᓂᑫᒪᒋᐅ
(wa-nee-keh-ma-chih-ho)
Feels faint - dizzy lightheaded like the need to sit down. May occur after a test or chemotherapy or radiation.

Fatigue(d)
gaagiiji'ayekozit
ᑲᑭᒋᐊᐸᑯᓯᑦ
(ga-key-chih-a-yeh-ko-sit)
Extreme tiredness.

Fear
gaazegizit
ᑲᓴᑭᓯᑦ
(ga-zeh-gi-zit)
Feeling scared.

Fecal Occult Blood
gaamisgwiiwaninik omiiziiwin gaawin'naagwasinok
ᑲᒥᔅᑭᐧᐊᓂᓂᑊ ᐅᒥᓯᐧᐃᐢ ᑲᐧᐃᐢᓇᐧᑲᓯᓄᑊ
(ga-mis-gwee-wa-ni-nick o-mee-zee-win ga-win na-gwa-si-nook)
Blood in the stool (feces) not apparent to the naked eye.

Feces, your
gimiiziiwin
ᑭᒥᓯᐧᐃᐢ
(gi-mee-zee-win)
Feces, bowel movements.

Feelings
iinamaji'onan
ᐊᓇᒪᒋᐅᓇᐢ
(ee-na-ma-chih-ho-nun)
Thoughts, emotions, feelings.

Feeling scared (see Fear)
gaasegiziwimaji'ot
ᑲᔅᑭᓯᐧᐃᒪᒋᐅᑦ
(ga-zeh-gi-see-ma-chih-hoot)

Fever
gizhisowabine
ᑭᔑᓯᐧᐊᐱᓐ
(gi-shih-so-wa-pi-neh)
Is suddenly hot-feels cold-feels chilled-temperature is high 38*C.

Fibroid Tumour
agogwewan gaanidawigigin iikwe gaa'ojinik odizhidwawinik
ᐊᑯᑫᐧᐊᐢ ᑲᓂᑕᐧᐃᑭᑭᐢ ᐃᐧᑫ ᑲᐅᒋᓂᑊ ᐅᑎᔑᐧᑕᐧᐃᓂᑊ
(a-ko-kweh-wun ga-ni-ta-wi-ki-kin ee-kweh ga-o-chih-nick o-di-zhi-dwa-wi-nick)
A non-cancerous (benign) tumour of the uterus.

Flu, has the
gichi'agigokaawin
ᑭᒋᐊᑭᑯᑲᐧᐃᐢ
(gi-chih-a-gi-go-ka-win)
Feels like a cold - bad cold.

Fungal Infections
bijiboowisetog gaa'aakozisgagowach adawi'igowin oji
ᐱᒋᐳᐧᐃᔅᑐᑊ ᑲᐊᑯᓯᔅᑲᑯᐧᐊᒡ ᐊᑕᐧᐃᐃᑯᐧᐃᐢ ᐅᒋ
(pi-chih-bo-wi-sehtook ga-a-ko-sis-ka-ko-waach a-da-we-e-ko-win o-chih)
A side effect of chemotherapy or radiation therapy which causes fungal infections to occur.

----- G -----

Gas, passes
boogitiiwin
ᐳᑭᑎᐧᐃᐢ
(po-ki-tee-win)
Farts.

Gastroscopy
gaabiidaabigenigadek wasaakone omisat gaawaabajigaadek
ᑲᐱᑕᐱᑫᓂᑲᒐᑊ ᐧᐊᓴᑯᓇ ᐅᒥᓴᑦ ᑲᐧᐊᐸᒋᑲᒐᑊ
(ga-bee-da-bi-keh-ni-ga-deck wa-sa-ko-neh o-mi-sut ga-wa-ba-chih-ka-deck)
An examination of the inside of the stomach using a narrow tube often with a lens and a light at one end called a gastroscope.

Genetic Counselling
gaawaawiidamaaget odaganeziwinig gaa'anikewijigemagak gaa'amoogot
ᑲᐧᐊᐧᐃᑕᒪᑫᑦ ᐅᑕᑲᓇᓯᐧᐃᓂᑊ ᑲᐊᓂᑫᐧᐃᒋᑫᒪᑲᑊ ᑲᐊᒧᑯᑦ
(ga-wa-wee-da-ma-get o-da-ka-neh-see-wi-nick ga-a-ni-keh-we-chih-geh-ma-guck ga-a-mo-goot)
A person who talks to you about your inherited risk of getting cancer.

Genetic Testing
bakii gaabagwajizhigadek gananaadogigejigazot gaa'amoogot jiwejigajitinigogwen
ᐸᑭ ᑲᐸᐧᑲᒋᑦᑲᒐᑦ ᑲᓇᓇᑐᑭᑫᒋᑲᐟᑦ ᑲᐊᒧᑯᑦ
ᒋᐧᐁᒋᑲᒋᑎᓂᑯᐧᑫᐢ
(ba-key ga-ba-gwa-chih-zhi-ga-deck
ga-na-na-do-gi-geh-chih-ga-ssot ga-a-mo-goot
chih-weh-chih-ga-chih-ti-ni-go-kwen)
A scientific way of looking at a small piece of tissue to find out whether you have a greater chance of developing certain types of cancer than the general population.

Germs
manijooshak gaa'oji'aakozinaniwak
ᒪᓂᒍᓱᑦ ᑲᐅᒋᐊᑯᐟᓇᓂᐧᐊᑦ
(ma-ni-choo-shuck ga-o-chih-a-ko-zi-na-no-wuck)
Bacteria-bad little bugs. People taking chemotherapy are more likely to get infections from germs.

Grief
gaagichi'manedak
ᑲᑭᒋᒪᖞᑕᑦ
(ga-gi-chih-ma-neh-duck)
Feels so sad about losing something.

Guilt
anaamenidizowin
ᐊᓇᒣᓂᑎᐟᐧᐃᐢ
(a-na-meh-ni-di-zo-win)
Feels to blame for the cause of something.

----- H -----

Headache
dewigwewin
ᐡᐧᐃᐧᑊᐧᐃᐢ
(teh-wi-gweh-win)
Head hurts - head aches.

Head and Neck Cancer
odigwanig gaye ogweganig gaa'amoogot
ᐅᑎᐧᑲᓂᑦ ᑲᐸ ᐅᐧᑊᑲᓂᑦ ᑲᐊᒧᑯᑦ
(o-ti-kwa-nick ga-yeh o-kweh-ka-nick ga-a-mo-goot)
A group of cancers that may occur in the mouth, voice box, throat or sinuses.

Heart Attack, has
iishgwaade'e
ᐃᐤᐧᑲᐡᐁ
(eesh-gwa-deh-heh)
Heart stops.

Hemorrhage
nedisgwego
ᖞᑎᔅᐧᑊᑯ
(neh-dis-kweh-go)
A term used to describe a heavy loss of blood. Sometimes an advanced cancer will weaken a blood vessel and the person will have a hemorrhage.

Hereditary
aanikewiijikade gegoon oniigii'ogimaak gaa'amoogot
ᐊᓂᑊᐧᐃᒋᑲᐡ ᑊᑯᐢ ᐅᓂᑭᐅᑭᒪᑦ ᑲᐊᒧᑯᑦ
(aa-ni-ke-wee-chih-ga-teh geh-goon oo-nee-key-ho-gi-mack ga-a-mo-goot)
The process of passing on particular traits or conditions from parent to child.

High Grade
gaa'amoogot iikwe gidadabimagak emaajishgaamagak
ᑲᐊᒧᑯᑦ ᐧᐃᑊ ᑭᑕᑕᐱᒪᑲᑦ ᐁᒪᒋᐤᑲᒪᑲᑦ
(ga-a-mo-goot ee-kweh-gi-da-da-bi-ma-guck eh-ma-chihsh-ga-ma-guck)
Cancers that tend to spread quickly.

Hodgkin's Disease (Lymphoma)
gaa'amoogot oniizhgomak
ᑲᐊᒧᑯᑦ ᐅᓂᔅᑯᒪᑦ
(ga-a-mo-goot o-neesh-ko-muk)
A type of cancer that affects the lymph system. (See Lymphoma).

Hormone Therapy
gaawiiji'iiwemagak wiiyawig mishgigi
ᑲ·ᐃᒋᐃ·ᐁᒪᑲᑊ ·ᐃᐳ·ᐃᑊ ᒥᙱᑭ
(ga-we-chih-he-weh-ma-guck we-ya-wig mish-ge-ge)
Giving hormones as medicine to treat certain types of cancers.

Hormones
gaaminowiiji'iiwemagagin wiiyawig gaa'ozhi'omagagin
ᑲᒥᓄ·ᐃᒋᐃ·ᐁᒪᑲᑭᐢ ·ᐃᐳ·ᐃᑊ ᑲᐅᔑᐅᒪᑲᑭᐢ
(ga-mi-no-wee-chih-ee-weh-ma-ga-kin we-ya-wick ga-o-zhi-o-ma-ka-kin)
Chemical substances made in our bodies. They regulate specific body functions as metabolism, growth, and reproduction.

Hospice
go'ojiwiijiiwidwa gaagichi'aakoziwaj gaye gaagimazhisewaach
ᑯᐅᒋ·ᐃᒋ·ᐃ·ᑕ ᑲᑭᒋᐊᑯᓯ·ᐊᒡ ᑲᐸ ᑲᐃᓇ·ᐁᒪᑦ ᑲᐸ ᑲᑭᒪᔑᔅ·ᐊᒡ
(ko-o-chih-we-che-wi-twa ga-gi-chih-a-ko-zi-waach ga-yeh ga-key-ma-si-seh-waach)
A place or program that cares for dying patients. Also helps family and friends in caring for and coping with the loss of a dying loved one.

Hospital
aakoziiwigamik
ᐊᑯᓯ·ᐃᑲᒥᑊ
(aa-ko-see-wi-ga-mick)
Sick house.

Hygiene
bekii'iidizowin
ᐯᑭᐃᑎᓱ·ᐃᐢ
(beh-key-ee-ti-zo-win)
Cleans his/herself well. Radiation therapy can affect the skin and make it important to have good hygiene.

Hysterectomy
gaa'odabinigadek abinooji gaa'iizhigigishgawich
ᑲᐅᑕᐱᓂᑲᑌᑊ ᐊᐱᓄᒋ ᑲᐃᔑᑭᑭᙱᑲ·ᐃᒡ
(ga-o-da-bi-ni-ga-deck a-bi-noon-che ga-ee-shi-gi-gish-ga-wich)
Taking out the uterus with surgery. The ovaries may also be removed at the same time (oopherectomy).

----- I -----

Immune System
gaawiiji'iigoyak kidoyaamin wiiyawig jimishishgaagoziwak aakoziwin
ᑲ·ᐃᒋᐃᑯᐳᑊ ᑭᑐᐳᒥᐢ ·ᐃᐳ·ᐃᑊ ᒋᒥᔑᙱᑲᑯᓯ·ᐊᑊ ᐊᑯᓯ·ᐃᐢ
(ga-wee-chih-he-ko-yuk gi-do-ya-min wi-ya-wick chih-mi-shish-ka-go-zi-wuck a-ko-see-win)
The body's defense against invading bacteria and foreign chemicals and cells.

Impotence
inini gaamayaawagoshgaa'igosik
ᐃᓂᓂ ᑲᒪᐳ·ᐊᑯᙱᑲᐃᑯᓯᑊ
(e-ni-new ga-ma-ya-koosh-ga-e-ko-sick)
Not able to have an erection for sexual intercourse, to ejaculate, or both. Can happen after treatment for prostate cancer.

In Situ Cancer
gaa'amoogot gaamisiweshkaamagak
ᑲᐊᒧᑯᑦ ᑲᒥᓯ·ᐁᙱᑲᒪᑲᑊ
(ga-a-mo-goot ga-mi-si-wesh-ga-ma-guck)
A cancer that has not spread to neighboring tissue from its original site. It is considered a very early form of cancer.

Incontinence
maamiiziisewin gaye shaashigisewin
ᒪᒥᓯᔅ·ᐃᐢ ᑲᐸ ᓂᔑᑭᔅ·ᐃᐢ
(ma-mee-zee-seh-win ga-yeh sha-shih-gi-seh-win)
Not being able to control bowel movements (defecation) or urination. Pees on self too easily - urinates too easily. Wetting your pants when you cough or sneeze - can happen after treatment for prostate cancer.

Indigestion, feeling of
maazhishgodama
ᒪᑦᒃᑯᑕᒪ
(ma-shihsh-go-da-ma)
Indigestion - stomach hurts or feels uncomfortable after eating.

Infection
bijiboowise
ᐱᒋᐳᐧᐃᓴ
(bi-chih-bo-wih-seh)
Invasion of the body tissues by micro-organisms such as bacteria and viruses.

Inflammation
gizhashgwadowe
ᑭᓱᐦᑲᑐᐧᐁ
(gi-shash-gwa-do-weh)
Your body's reaction to an infection, irritation or injury. You can get redness, swelling, pain and warmth of the affected area.

Injection
jiida'ogowin
ᒋᑕᐅᑯᐧᐃᓐ
(chee-ta-o-go-win)
Administering fluids or drugs with a needle into the muscle or the vein under the skin.

Intravenous
saagabigeshima
ᓴᑲᐱᕿᑦᒪ
(sa-ga-bi-keh-shi-ma)
Administering fluid and/or medicine into the bloodstream with a needle.

Intravenous Pyelogram (IVP)
saagabigeshima gaawii'adowimit odetigosik gaye gaa'ojishigit
ᓴᑲᐱᕿᑦᒪ ᑲᐧᐃᐊᑐᐧᐃᒥᑦ ᐅᑎᑯᓯᒃ ᑲᐸ ᑲᐅᒋᑦᑭᑦ
(sa-ka-bi-keh-shi-ma ga-we-a-do-wi-mit o-deh-tee-ko-sick ga-yeh ga-o-chih-shih-git)
An X-ray of the kidneys and urinary system. They are taken after the injection of a radiopaque dye into a vein in the body. Intravenous pyelograms are used to help diagnose abnormalities of the kidneys and urinary system.

Invasive
aazha gaamisiweshgaamagak gaa'amoogot
ᐊᓱ ᑲᒥᓯᐧᐁᐦᑲᒪᑲᒃ ᑲᐊᒧᑯᑦ
(aa-sha ga-mi-si-wesh-ga-ma-guck ga-a-mo-goot)
Cancer that has spread beyond its point of origin.

Irritated, skin is
iikwe gaaginagashech oji aadawi'iigowin
ᐧᐃᑫ ᑲᑭᓇᑲᒣᒡ ᐅᒋ ᐊᑕᐧᐃᐃᑯᐧᐃᓐ
(ee-kweh ga-ki-na-ga-shech o-chih a-da-we-e-ko-win)
Skin breaks down and becomes red and sore. Can occur after radiation therapy.

Isolation
jimana'asho'oganiiwit gaye gaamana'azhawiiwet
ᒋᒪᓇᐊᒐᐊᑲᓂᐧᐃᑦ ᑲᐸ ᑲᒪᓇᐊᓱᐧᐃᐧᐁᑦ
(che-ma-na-a-sho-o-ga-nee-wit ga-yeh ga-ma-na-a-sha-we-wet)
A way of protecting cancer patients from infections when their immune systems are depressed. They stay in a separate isolation room. Visitors must thoroughly wash their hands, wear gowns, masks, and possibly gloves when entering an isolation room.

Itches
eginagizit
ᐁᑭᓇᑭᓯᑦ
(eh-ki-na-gi-sit)
A skin sensation that causes you to scratch. A side effect of radiation therapy.

----- J -----

Jaundice
wisaawisewin
ᐃᓴᐧᐃᓴᐧᐃᓐ
(wi-sa-wi-seh-win)
A condition characterized by yellowing of the skin and whites of the eyes, dark yellow urine and clay coloured stool that is associated with gallbladder or liver cancer.

----- L -----

Laryngectomy
gaabagwajizhigadek gaa'ojinoodaagozit
ᑲᐸᑉᑲᒋᑦᑲᑌᒃ ᑲᐅᒋᓄᑕᑯᓯᒃ
(ga-ba-gwa-chih-shi-ga-deck ga-o-chih-no-da-go-sit)
Surgical removal of the larynx or voice box.

Laser Surgery
giishgizhigemagan gaawasagonemagak gaa'izhi'aamoogot owiiyawig
ᑭᙵᑭᑦᕐᒪᑲᓐ ᑲᐊᓴᑯᓗᒪᑲᒃ ᑲᐃᑦᐊᒧᑯᑦ ᐅᐧᐃᔭᐧᐃᒃ
(keysh-ki-shih-ke-ma-gun ga-wa-sa-ko-neh-ma-guck ga-ee-shi-a-mo-goot o-we-ya-wick)
Cancer treatment that uses an intense, narrow beam of light (called a laser beam) to cut, destroy, or fuse cells. Often used for treatment of cervical or skin cancer.

Laxative
sheboozigan
ᖾᐳᓯᑲᓐ
(sheh-bo-si-gun)
Drug to help move bowels.

Lesion
aakoziwin magizha bijishinoowin gaa'anoji'aakozit
ᐊᑯᓯᐧᐃᓐ ᒪᑭᙱ ᐱᒋᑦᓄᐧᐃᓐ ᑲᐊᓄᒋᐊᑯᓯᑦ
(a-ko-see-win ma-gi-sha be-chih-shi-no-win ga-a-no-chih-a-ko-sit)
A diseased or injured area of the body that may be caused by injury or disease, such as cancer.

Leukemia
meskwiiwapinewin
ᒥᔅᐧᑭᐧᐊᐱᓐᐧᐃᓐ
(mesh-kwee-wa-pi-neh-win)
Cancer of blood forming tissues such as the bone marrow. White blood cells are produced in excessive amounts and are unable to work properly.

Leukopenia
meskwiiwig gawaabaagin izhinikaadewan ojimajiwigiimagan wiiyawig
ᒥᔅᐧᑭᐧᐃᒃ ᑲᐧᐊᐸᑭᓐ ᐃᑦᓂᑲᑌᐧᐊᓐ ᐅᒋᒪᒋᐧᐃᑭᒪᑲᓐ ᐧᐃᔭᐧᐃᒪ
(mesh-kwee-wick ga-wa-ba-kin ee-zhi-ni-ka-teh-wun o-chih-ma-chih-wi-key-ma-gun we-ya-wick)
Abnormally low numbers of white blood cells, this makes it hard for your body to fight infections. A common side effect of chemotherapy.

Linear Accelerator
gaamashgawazigemagak aabadan ozhaagayaag gaa'amoogot
ᑲᒪᙵᑲᐧᐊᓯᕐᒪᑲᒃ ᐊᐸᑕᓐ ᐅᙱᑲᔭᒃ ᑲᐊᒧᑯᑦ
(ga-mash-ka-wa-zi-geh-ma-guck aa-ba-tun o-zha-ga-yaag ga-a-mo-goot)
A linear accelerator is a machine for radiation therapy. It uses high-energy x-rays to deliver external radiation to a cancer.

Liver Cancer
okonig gaa'amoogot
ᐅᑯᓂᒃ ᑲᐊᒧᑯᑦ
(o-ko-nick ga-a-mo-goot)
A cancer that either starts in the liver or spreads to liver from another cancer site.

Lobectomy
maajizhiganiwi iima opanig gemaa okonig
ᒪᒋᑦᑲᓂᐧᐃ ᐃᒪ ᐅᐸᓂᒃ ᕐᒪ ᐅᑯᓂᒃ
(ma-chih-shi-gun-nee-wi ee-ma o-pa-nick ge-ma o-ko-nick
Surgical removal of a lobe (or section) from a lung or the liver.

Localized Cancer
gaa'amoogot bezhigwanog ga'ayaamagak
ᑲᐊᒧᑯᑦ ᐯᑦᐧᑲᓄᒃ ᑲᐊᔭᒪᑲᒃ
(ga-a-mo-goot beh-shi-gwa-nook ga-aya-ma-guck)
A cancerous growth that has not spread to other parts of the body.

Low Grade
gaabapeji nitaawigiimagak gaa'amoogot
ᑲᐸᐯᒋ ᓂᑕᐧᐃᑭᒪᑲᑊ ᑲᐊᒧᑯᑦ
(ga-ba-peh-chih ni-ta-we-key-ma-guck ga-a-mo-goot)
A type of cancer that tends to grow slowly.

Lump
gaabigojishgaamak aanaamig ozhaagayaag
ᑲᐱᑯᒋᐦᑲᒪᑊ ᐊᓇᒥᑊ ᐅᒡᑲᐳᑊ
(ga-bi-go-cheesh-ka-ma-guck aa-na-mig o-zha-ga-yag)
Something grows roundly. A growth found under skin on any part of the body that may be cancerous.

Lumpectomy
gaabagwajizhigadek ojoojoozhimig gegoon gaabigojiishgamagak
ᑲᐸᐧᑲᒋᐢᑲᐡᑊ ᐅᒍᒍᐢᒥᑊ ᑭᑯᐤ ᑲᐱᑯᒋᐦᑲᒪᑲᑊ
(ga-ba-kwa-chih-shi-ga-deck o-cho-cho-shi-mick geh-goon ga-be-go-cheesh-ka-maguck)
Surgical removal of a breast tumour along with a small amount of nearby normal tissue.

Lung Cancer
gaa'amoogot opanig
ᑲᐊᒧᑯᑦ ᐅᐸᓂᑊ
(ga-a-mo-goot o-pa-nick)
A type of cancer that starts in the lung or spreads to the lung from another cancer site. Lung cancer is often caused by smoking.

Lymphedema
ojoojoozhimig bagizhi oji onadawii'igowin
ᐅᒍᒍᐢᒥᑊ ᐸᑭᐢ ᐅᒋ ᐅᓇᑕᐧᐃᐃᑯᐧᐃᐤ
(o-cho-cho-shi-mick ba-gi-shi o-chih o-na-da-we-e-go-win)
Tissue swelling caused by a blockage in nearby lymphatic vessels or nodes. A side effect of breast cancer treatment.

Lymphoma
gaa'amoogot gaa'oji'ozhi'omagak oniisgok
ᑲᐊᒧᑯᑦ ᑲᐅᒋᐅᐢᒋᐅᒪᑲᑊ ᐅᓂᐠᑯᑊ
(ga-a-mo-goot ga-o-chih-o-zhih-o-ma-guck o-nees-kook)
The type of cancer that begins in lymph nodes. There are different kinds of lymph nodes cancers. Doctors determine the different lymphomas by the type of cell that is involved in the tumour.

----- M -----

Magnetic Resonance Imaging (MRI)
gaamazinaadebii'iigemak gaa'abatak gaa'amoogot ezhinaagwagin
ᑲᒪᓯᓇᐡᐱᐃᑭᒪᑊ ᑲᐊᐸᑕᑊ ᑲᐊᒧᑯᑦ ᐁᐢᓇᐧᑲᑭᐤ
(ga-ma-si-na-deh-be-ee-ge-ma-guck ga-a-ba-duck ga-a-mo-goot eh-zhi-na-kwa-kin)
A way of diagnosing cancer that uses a magnetic field to produce a picture of an internal organ on a computer.

Mammogram
shaabwadeshimaa ojoojoozhimig
ᓱᐧᐸᐡᐢᒪ ᐅᒍᒍᐢᒥᑊ
(sha-pwa-teh-shi-ma o-cho-cho-shi-mick)
An X-ray of the breasts.

Mastectomy
gaabagwejishigaazot ojoojoozhip
ᑲᐸᐧᑭᒋᐢᑲᓱᑦ ᐅᒍᒍᐢᐸ
(ga-ba-kweh-chih-shi-ga-zoot o-cho-cho-ship)
Surgical removal of a breast.

Melanoma (see skin cancer)
ominiimig gaa'amoogot niigaan gaananisanedagwak
ᐅᒥᓂᒥᑊ ᑲᐊᒧᑯᑦ ᓂᑲᐤ ᑲᓇᓂᔑᓇᑕᐧᑲᑊ
(o-mi-nee-mick ga-a-mo-goot nee-gaan ga-na-ni-sa-neh-da-gwuck)
The most dangerous type of skin cancer. Starts as a pigmented mole. Melanoma can quickly spread locally and to distant organs.

Metastasis
gaa'amoogot ojoojoozhimig gaa'aniishaamagak opanig miinawa okanig
ᑲᐊᒧᑯᑦ ᐅᒍᒍᐢᒥᑊ ᑲᐊᓂᐡᒪᑲᑊ ᐅᐸᓂᑊ ᒥᓇᐧᐊ ᐅᑲᓂᑊ
(ga-a-mo-goot o-cho-cho-shi-mick ga-a-nee-sha-ma-guck o-pa-nick mee-na-wa o-ka-nick)
Cancer cells that spread from the first cancer site to other parts of the body. For example, breast cancer can spread to the bone then to the lung.

Mucositis
gaabigogwanewej aazha'idiwin oji gaabigogwanewesenich
ᑲᐱᑯᑲᖇᐧᐁᒡ ᐊᙵᐃᑎᐧᐃᐢ ᐅᒋ ᑲᐱᑯᑲᖇᐧᐁᓴᓂᒡ
(ga-bi-go-gwa-neh-wech aa-sha-ee-ti-win o-chih ga-bi-go-gwa-neh-weh-seh-nich)
Sores found in the mouth and throat. Are a side effect of chemotherapy and radiation therapy. Gets a sore in someone's mouth.

Myelogram
adiziganaaboo gaajida'ot jibwashabwateshimit odatagwaganig
ᐊᑎᓯᑲᓇᐳ ᑲᒋᑕᐅᑦ ᒋᐧᐸᙵᐧᐸᐃᔑᒥᑦ ᐅᑕᑕᐧᑲᑲᓂᑊ
(a-ti-si-gun-na-bo ga-che-ta-oot che-bwa-sha-bwa-teh-shi-mit o-da-ta-gwa-ga-nick)
An x-ray of the spinal cord taken after dye is injected into the space around the spinal cord to show any pinching or dislocation of the spinal cord.

Myeloma
gaa'amoogot ozhi'omagan opigak okanig odatagwaganig
ᑲᐊᒧᑯᑦ ᐅᔑᐅᒪᑲᐢ ᐅᐱᑲᑊ ᐅᑲᓂᑊ ᐅᑕᑕᐧᑲᑲᓂᑊ
(ga-a-mo-goot o-shih-o-ma-gun o-pi-gak o-ka-nick o-da-tagwa-ga-nick)
A cancer that often forms in the ribs, spinal column or pelvic bones.

----- N -----

Narcotic
mashgigi ge'oji'atemadak
ᒪᐦᑭᑭ ᑫᐅᒋᐊᒐᒪᑕᑊ
(mush-ge-ge ge-o-chih-a-teh-ma-duck)
A prescription drug used to reduce pain.

Nausea
nizhide'emaji'o
ᓂᔑᒐᐁᒪᒋᐅ
(ni-shih-deh-eh-ma-chih-ho)
Feeling the need to vomit. A common side effect of chemotherapy.

Nuclear Medicine
gaa'ojigigedaagwak gaye geizhi'atawi'idwa
ᑲᐅᒋᑭᑫᑕᐧᑲᑊ ᑲᐸ ᑫᐃᔑᐊᑕᐧᐃᐃᐧᑕ
(ga-o-chih-gi-geh-da-gwuck ga-yeh geh-ee-zhi-a-ta-we-e-twa)
The diagnosis and or treatment of disease, including cancer, using radioactive chemical substances.

Numb, feels
gaanisodomaji'ojik magizha oji maajizhoogowin
ᑲᓂᓱᑐᒪᒋᐅᒋᑊ ᒪᑭᙵ ᐅᒋ ᒪᒋᙵᑯᐧᐃᐢ
(ga-ni-so-do-ma-chih-o-chick ma-gi-sha o-chih ma-chih-sho-go-win)
Cannot feel-can be a side effect of surgery.

----- O -----

Occult Blood
misgwii gaanagwasinok omoowin
ᒥᔅᐧᑭ ᑲᓇᐧᑲᓯᓄᑊ ᐅᒧᐧᐃᑊ
(mis-kwee ga-na-gwa-si-nook o-mo-win)
Blood that is not seen by the naked eye. Simple chemical test can detect occult blood in stool.

Oncology
gaa'amoogonaniwak ezhijigemagak gaananaagajitowaj mashgigiwininiwak
ᑲᐊᒧᑯᓇᓂᐧᐊᑊ ᐁᔑᒋᑫᒪᑲᑊ ᑲᓇᓇᑲᒋᑐᐧᐊᒡ
ᒪᐦᑭᑭᐧᐃᓂᓂᐧᐊᑊ
(ga-a-mo-go-na-ni-wuck eh-she-chih-geh-ma-guck ga-na-na-ga-chih-to-wach mush-ge-ge-wi-ni-ni-wuck)
The study and treatment of cancer. Doctors who specialize in oncology are called oncologists.

Ostomy
edojigateg maajizhigowin
ᐁᑐᒋᑲᒐᑊ ᒪᒋᔑᑯᐧᐃᐢ
(eh-to-chih-ga-deg ma-chih-shi-go-win)
A surgical procedure that connects an internal cavity of the body to an opening (stoma) on the outside of the body. There are many types of ostomies, including colostomies, tracheostomies and ileostomies.

----- P -----

Palliative Care

gemino'ayasik gaa'izhi'adawi'idwa abiiji jiwiisagedazig gaye tago maamiinoomiiwewin
ᕿᒥᓄᐊᔾᔪᒃ ᑲᐃᑦᐊᑕᐧᐃᐃᐧᑕ ᐊᐱᒋ ᒋᐧᐃᓴᕿᑕᔪᒃ ᑲᐸ ᑕᑯ ᒪᒥᓄᒥᐧᐁᐧᐃᐤ
(keh-mi-no-a-ya-sick ga-i-shi-a-da-we-e-twa a-bee-chih chih-we-sa-geh-da-sick ga-yeh ta-go ma-me-no-me-weh-win)
Treatment that relieves pain and symptoms of the disease but does not cure it. It includes emotional support and counseling.

Pelvic Examination

iikwe atawimigowin gaa'ojisaagijinitawigij abinooji
ᐃᐧᕿ ᐊᑕᐧᐃᒥᑯᐧᐃᐤ ᑲᐅᒋᓴᑭᒋᓂᑕᐧᐃᑭᒡ ᐊᐱᓄᒋ
(ee-kweh a-ta-we-mi-go-win ga-o-chih-sa-gi-chih-ni-ta-we-kich a-bi-no-che)
When the doctor examines the woman "down below". The doctor will examine the woman's "baby passage" and check the vagina, cervix, uterus and ovaries to check for abnormalities. This is part of a gyne examination.

Pathology

gaananaadawiigigedak ji'ayaagwen aakoziwin gaa'inanoogiij mashgigiwenini
ᑲᓇᓇᑕᐧᐃᑭᕿᑕᒃ ᒋᐊᔾᐧᕿᐤ ᐊᑯᔨᐧᐃᐤ ᑲᐃᓇᓄᑭᒡ ᒪᐦᑭᑭᐧᐁᓂᓂ
(ga-na-na-da-we-gi-geh-duck chih-a-yaa-kwen a-ko-see-win ga-i-na-no-keych mush-ge-ge-weh-ni-ni)
The study of disease/tissues. A doctor who specializes in pathology is called a pathologist. The pathologist examines biopsy specimens and determines if cancer cells are present.

Photosensitivity

gaawagegizhasogot giizisan
ᑲᐧᐊᕿᑭᔨᔨᑯᑦ ᑭᔨᔨᐤ
(ga-wa-geh-gi-gi-zha-so-goot key-si-sun)
Extreme sensitivity to the sun, leaving the patient prone to sunburns. Side effect of chemotherapy and radiation.

Platelets

misgwiimig gaa'ayagin agazinan gaa'ojigibadazhigawig misgwii
ᒥᐧᑭᒥᒃ ᑲᐊᔾᑭᐤ ᐊᑲᔨᓇᐤ ᑲᐅᒋᑭᐸᑕᔑᑲᐧᐃᒃ ᒥᐧᑭ
(mis-kwee-mick ga-a-yaa-kin a-ka-si-nun ga-o-chih-gi-ba-da-shi-ga-wick mis-kwee)
Small blood cells needed to stop bleeding.

Pneumonectomy

gaa'odabinigadek misiwe nabane opan gemaa bakii
ᑲᐅᑕᐱᓂᑲᑌᒃ ᒥᔨᐧᐁ ᓇᐸᓄ ᐅᐸᐤ ᕿᒪ ᐸᑭ
(ga-o-da-pi-ni-ga-deck mi-si-weh na-bun-neh o-pun geh-ma ba-key)
Surgical removal of an entire lung or part of a lung.

Polyp

gaanitawigig igodin ji'o'oshi'omagan gaa'amoogot
ᑲᓂᑕᐧᐃᑭᒃ ᐃᑯᑎᐤ ᒋᐅᐅᑦᐅᒪᑲᐤ ᑲᐊᒧᑯᑦ
(ga-ni-ta-wi-gick e-ko-din chih-o-shih-o-ma-gun ga-a-mo-goot)
A cauliflower like growth that develops in the mucous membrane lining of the colon, bladder, uterus, vocal cords, or nasal passage. These are usually benign but are often surgically removed because they could become cancerous.

Port (infusion)

giizhaaj gaazhegasijigadek miskweyaabiik ji'ojisaagaabigeshimit
ᑭᓂᒡ ᑲᖘᑲᔨᒋᑲᑌᒃ ᒥᐧᕿᔾᐱᒃ ᒋᐅᒋᓴᑲᐱᕿᑦᒥᑦ
(key-shaach ga-sheh-ga-si-chih-ga-deck mis-kweh-yaa-beek chih-o-chih-sa-ga-bi-keh-shih-mit)
A device placed under the skin to allow easy access to veins. Used for taking blood and giving medications and transfusions.

Preventative Measures
ge'izhijigek eniwek ji'ozhi'omagasinok gaa'amoogot
ᖻᐃᑦᑕᖻᒃ ᐁᓂ·ᐁᒃ ᑕᐅᑦᑭᐅᒪᑲᓯᓄᒃ ᑲᐊᒧᑯᑦ
(ge-ee-she-chih-ket eh-ni-wehk chih-ozhi-o-ma-ka-si-nook ga-a-mo-goot)
Actions that can be taken to reduce the chance of developing cancer. Examples include choosing not to smoke and protecting yourself from excessive exposure to sunlight. Preventive measures may also include surgery to remove organs that may develop cancer.

Primary Site (primary tumour)
wiiyawig gaagi'oji'oshi'omagak gaa'amoogot
·ᐃᐅ·ᐃᒃ ᑲᑭᐅᑕᐅᑦᑭᐅᒪᑲᒃ ᑲᐊᒧᑯᑦ
(wee-ya-wick ga-key-o-chih-o-zhi-o-ma-guck ga-a-mo-goot)
The area of the body where a tumour originally started.

Prognosis
ge'inetamoowaj ge'ani'izhiyaaniwak mashgigiwininiwak
ᑲᐃᓐᑕᒧ·ᐊᒡ ᖻᐊᓂᐃᑦᑭᐅᓂ·ᐊᒃ ᒪᐧᑭᑭ·ᐃᓂᓂ·ᐊᒃ
(geh-e-neh-ta-mo-waach geh-a-ni-e-zhi-ya-ni-wuck mush-ge-ge-wi-ni-ni-wuck)
The prediction of how a disease will progress.

Prostate Cancer
gaa'amoogot inini shikiiwin gaa'izhibiidek
ᑲᐊᒧᑯᑦ ᐃᓂᓂ ᑦᑭ·ᐃᐢ ᑲᐃᑦᐱᒐᒃ
(ga-a-mo-goot e-ni-ni shih-key-win ga-ee-zhih-be-deck)
Cancer of the prostate gland located at the base of the bladder in males.

Prostate Specific Antigen (PSA)
inini gaananaatawigigenimit ji'ayaagwen gaa'amogot
ᐃᓂᓂ ᑲᓇᓇᑕ·ᐃᑭᖻᓂᒥᑦ ᑭᐊᐅ·ᖻᐢ ᑲᐊᒧᑯᑦ
(e-ni-ni ga-na-na-ta-we-gi-keh-ni-mit chih-a-ya-kwen ga-a-mo-goot)
A protein produced by prostate cells. When it is elevated in the blood, test shows an abnormality in the prostate gland, possibly cancer.

Prosthesis
gaanaabishgigaadegin okatig ojoojoozhip gemaa oshkiishig
ᑲᓇᐱᐧᑭᑲᒐᑭᐢ ᐅᑲᑎᒃ ᐅᒍᒍᐧᑦᑦ ᖻᒪ ᐅᐧᑭᑦᒃ
(ga-na-bish-ki-ga-deh-kin o-ka-tick o-cho-cho-ship geh-ma osh-key-shick)
Artificial replacement of a missing body part, such as an artificial leg, artificial breast or artificial eye.

Protocol
gaa'amoogot gaa'onajigaadek ge'izhi'atawi'it minigok gaye aapi gewabamit
ᑲᐊᒧᑯᑦ ᑲᐅᓇᑭᑲᒐᒃ ᖻᐃᑦᐊᑕ·ᐃᐃᑦ ᒥᓂᑯᒃ ᑲᐸ ᐊᐱ ᖻ·ᐊᐸᒥᑦ
(ga-a-mo-goot ga-o-na-chih-ka-teck geh-e-shih-a-ta-we-eet mi-ni-gook ga-yeh a-pee geh-wa-ba-mit)
The cancer treatment plan that includes the drugs, dosages and dates for cancer therapy.

----- R -----

Radiologist
shaabwadezhimigowinan gaawaawaabadagin
ᓂ·ᐸᒐᑦᒥᑯ·ᐃᓇᐢ ᑲ·ᐊ·ᐊᐸᑕᑭᐢ
(sha-bwa-teh-shi-mi-go-wi-nun ga-wa-wa-ba-da-kin)
Is a doctor who specializes in reading x-rays and diagnostic tests.

Radiation Therapy
gaamashgawazigemagak atawi'iwewin gaa'abajitowaj mashgigiwininiwak
ᑲᒪᐧᑲ·ᐊᓯᖻᒪᑲᒃ ᐊᑕ·ᐃᐃ·ᐁ·ᐃᐢ ᑲᐊᐸᒋᑐ·ᐊᒡ ᒪᐧᑭᑭ·ᐃᓂᓂ·ᐊᒃ
(ga-mush-ga-wa-si-geh-ma-guck a-ta-we-ee-weh-win ga-a-ba-chih-to-waach mush-ge-ge-wi-ni-ni-wuck)
Radiation therapy is the use of high energy x-rays to damage or kill cancer cells. A radiation Oncologist is a doctor who specializes in using radiation to treat cancer.

Radioactive Implant
gaamashgawazigemagak gaa'abajitowaj akozijigade iimaga'izhi'amoogot
ᑲᒪᙱᑲ·ᐊᓯᕿᒪᑲᒃ ᑲᐊᐸᒋᑐ·ᐊᒡ ᐊᑯᓯᒋᑲᑌ ᐃᒪᑲᐃᔑᐊᒧᑯᑦ
(ga-mush-ka-wa-si-geh-ma-guck ga-a-ba-chih-to-waach a-ko-zi-chih-ga-teh ee-ma-ga-ee-zhi-a-mo-goot)
A radioactive source which is placed directly into a tumour in an organ such as the prostate or tongue. It is also referred to as Interstitial Radiation Therapy or brachytherapy.

Reconstructive Mammoplasty
ojoojoozhimigak gaanabishgigaadek
ᐅᒍᒍᔑᒥᑲᒃ ᑲᓇᐱᙱᑭᑲᑌᒃ
(o-cho-cho-shi-mi-kaak ga-na-bish-gi-ga-deck)
The use of plastic surgery to rebuild the breast after a mastectomy.

Rectal Exam, gets a
gaa'ojimiiziij gaananaatawimit
ᑲᐅᒋᒥᓯᒡ ᑲᓇᓇᑕ·ᐃᒥᑦ
(ga-o-chih-mee-zeech ga-na-na-ta-wi-mit)
Is being examined in the anus.

Rectal Cancer
gaa'ojimiiziit gaa'amoogot
ᑲᐅᒋᒥᓯᑦ ᑲᐊᒧᑯᑦ
(ga-o-chih-mee-zeet ga-a-mo-goot)
A cancer that occurs in the final part of the large intestine. It precedes and is attached to the anus.

Recurrence/relapse
gaabigiwemagak gaa'amoogot aakoziwin
ᑲᐱᑭ·ᐁᒪᑲᒃ ᑲᐊᒧᑯᑦ ᐊᑯᓯ·ᐃᐟ
(ga-bi-key-weh-ma-guck ga-a-mo-goot a-ko-see-win)
Cancer "coming back" in same sites after treatment.

Red Blood Cells
gaamisgwaagin gaa'izhonigaadegin misgwiimik gaa'ojimashgawaadizig
ᑲᒥᔅᑲᑭᐟ ᑲᐃᙵᑲᑌᑭᐟ ᒥᔅᑭᒥᒃ ᑲᐅᒋᒪᙱᑲ·ᐊᑎᓯᒃ
(ga-mis-gwa-kin ga-ee-sho-ni-ga-deh-kin mis-kwee-mick ga-o-chih-mush-ka-wa-di-sick)
The cells in the blood that give strength.

Red Blood Count (RBC)
etasinoogwenan gamisgwaagin misgwii gaa'otabinigadek
ᐁᑕᓯᓄ·ᕿᓇᐟ ᑲᒥᔅᑲᑭᐟ ᑲᐃᙵᑲᑌᑭᐟ ᒥᔅᑭ ᑲᐅᑕᐱᑲᑌᒃ
(eh-ta-si-no-gwe-nun ga-mis-gwa-kin mis-kwee ga-o-ta-bi-ni-ga-deck)
The number of red blood cells seen in a blood sample.

Regional Involvement
gaa'ani'izhamajamagak gaa'amoogot gotagi'iik wiiyaawinig
ᑲᐊᓂᐃᙵᒪᒐᒪᑲᒃ ᑲᐊᒧᑯᑦ ᑯᑕᑭᐅᐃᒃ ·ᐃᐅ·ᐃᓂᒃ
(ga-a-ni-ee-zha-ma-cha-ma-guck ga-a-mo-goot go-ta-key-eek we-ya-wi-nick)
The spread of cancer from its original site to nearby organs or structures.

Remission
ajinaa gaagibijiimagak owiiyaawig gaa'amoogot
ᐊᒋᓇ ᑲᑭᐱᒋᒪᑲᒃ ᐅ·ᐃᐅ·ᐃᒃ ᑲᐊᒧᑯᑦ
(a-chih-na ga-gi-pi-chih-ma-guck o-we-ya-wick ga-a-mo-goot)
The time when the cancer is under control and the person is free from its signs and symptoms.

Retching
gaawin gegoon jibiijisik gaawiizhishigagowet
ᑲ·ᐃᐟ ᕿᑯᐟ ᒋᐱᒋᓯᒃ ᑲ·ᐃᔑᔑᑲᑯ·ᐁᑦ
(ga-win geh-goon chih-bi-chih-sick ga-we-zhi-shi-ga-go-wet)
The body tries to vomit but no food or fluid come out. It can be a side effect of chemotherapy.

----- S -----

Sarcoma
gaa'amoogot gaa'ozhi'omagak okanig gemaa ojitaat
ᑲᐊᒧᑯᑦ ᑲᐅᑦᐅᒪᑲᑦ ᐅᑲᓂᑦ ᕿᒪ ᐅᒋᑕᑦ
(ga-a-mo-goot ga-o-zhi-o-ma-guck o-ka-nick geh-ma o-chih-taa)
A type of cancer that develops in connective, or soft tissue, such as cartilage, fibrous tissue, muscle, or bone.

Scan (Radiostope Scan)
gaa'animiigiiwak abajijigan gaajitaa'ot naanaata wiigigejigaadeg wiinidibiik okanig miinawa kotagiyan wiiyawig
ᑲᐊᓂᒥᑭ·ᐊᑦ ᐊᐸᒋᒋᑲᐟ ᑲᒋᑕᐅᑦ ᓇᓇᑕ·ᐃᑭᕿᒋᑲᑌᑦ ·ᐃᓂᑎᐱᑦ ᐅᑲᓂᑦ ᒥᓇ·ᐊ ᑯᑕᑭᐅᐟ ·ᐃᐅ·ᐃᑦ
(ga-a-ni-mee-key-wuck a-ba-chih-chih-gun ga-che-ta-oot na-na-ta-we-gi-geh-chih-geh-win ween-di-beek o-ka-nick mee-na-wa go-ta-key-yun wee-ya-wick)
A test used to study the brain, bones, and other organs for disease. A radioactive substance is injected into a vein and collects in certain organs. The organs are then studied by special scanners that detect the substance. A diagnostic test that uses a radio active substance to show the area of concern.

Shunt
aagasin gaawiibaabigeyaak wiiyaawig shaagonigade gaa'ojiwiigwa'iigemagak wiinidibik mayaa ojitat
ᐊᑲᓯᐟ ᑲ·ᐃᐸᐱᕿᐅᑦ ·ᐃᐅ·ᐃᑦ ᙡᑯᓂᑲᑌ ᑲᐅᒋ·ᐃ·ᑲᐃᕿᒪᑲᑦ ·ᐃᓂᑎᐱᑦ ᒪᐅ ᐅᒋᑕᑦ
(a-ga-sin ga-we-ba-bi-keh-yaag we-ya-wick sha-go-ni-ga-deh ga-o-chih-we-gwa-he-keh-ma-guck ween-di-beek ma-ya o-chih-tat)
A small, flexible plastic tube surgically inserted under the skin. It is used to remove excess fluid from that part of the body. Used for treatment in brain tumour.

Side Effect
gaa'inishgaagemagagin mashgigiwan wiiyaawig
ᑲᐃᓂᒨᑲᕿᒪᑲᑭᓇ ᒪᒨᑭᑭ·ᐊᓇ ·ᐃᐅ·ᐃᑦ
(ga-ee-nish-ga-geh-ma-ga-kin mush-ge-ge-wun wee-ya-wig)
An unwanted or undesirable symptom caused by cancer treatment. Reactions from drugs or radiation that are not intended or wanted. Chemotherapy can cause nausea, vomiting, hair loss and fatigue.

Skin Cancer
gaa'amoogot ozhagayag oji giziswadek
ᑲᐊᒧᑯᑦ ᐅᙡᑲᐅᑦ ᐅᒋ ᑭᓯ·ᓴᑌᑦ
(ga-a-mo-goot o-sha-ga-yug o-chih gi-zis-wa-deck)
A type of cancer that grows on the skin usually in the places most exposed to the sun. (See basal cell carcinoma and melanoma).

Specialist
gichi'atawi'iwewinini
ᑭᒋᐊᑕ·ᐃᐃ·ᐁ·ᐃᓂᓂ
(gi-chih-a-ta-we-e-weh-ni-ni)
Big medicine man.

Speculum
dogaagwa'iganabik iikwe
ᑐᑲ·ᑲᐃᑲᓇᐱᑦ ᐃ·ᕿ
(do-ggwa-ee-ga-na-bick ee-kweh)
An instrument used to widen the opening of the vagina to make it possible to see and take samples from the cervix. (Used during a pap test).

Spinal tap
odatagwanig gaanibiiwagamig gaa'odinigadek
ᐅᑕᑕ·ᑲᓂᑦ ᑲᓂᐱ·ᐊᑲᒥᑦ ᑲᐅᑎᓂᑲᑌᑦ
(o-da-ta-gwa-nick ga-ni-be-wa-ga-mick ga-o-di-ni-ga-deck)
A test in which fluid is taken from spine to be checked for cancer.

Sputum Test
sikowin gaananaadawigigejigadek
ᓯᑯ·ᐃᓇ ᑲᓇᓇᑕ·ᐃᑭᕿᒋᑲᑌᑦ
(si-ko-win ga-na-na-ta-we-gi-geh-chih-ga-deck)
A microscopic test of phlegm coughed up from the lungs.

Staging
gaa'amoogot aniin minigok azhaa emoshideshkanij
ᑲᐊᒧᑯᑦ ᐊᓂᐟ ᒥᓂᑯᒃ ᐊᓃ ᐁᒧᓯᒡᒐᐣᑲᓂᒃ
(ga-a-mo-goot a-neen mi-ni-gook a-sha eh-mo-shi-desh-ga-nich)
The process of evaluating how far cancer has spread. It describes the size of the tumour; the extent of spread locally; the extent of spread to the lymph nodes; and whether or not the disease has spread to other parts of the body.

Simulator
gaa'ojigigejigadek maayaa ge'izhi'atawi'iwewaj
ᑲᐅᒋᑭᕿᒋᑲᒐᒃ ᒪᔅ ᕿᐃᔑᐊᑕᐧᐃᐃᐧᐁᐧᐊᒡ
(ga-o-chih-gi-geh-chih-ga-deck ma-ya geh-ee-shi-a-ta-we-e-weh-waach)
Part of the preparation for radiation therapy. It involves taking CAT scan of the cancer and determining the best way to treat it.

Stoma (see ostomy)
iinaabin owiin gaa'izhiwiidek
ᐃᓇᐱᐟ ᐅᐧᐃᐟ ᑲᐃᔑᐧᐃᒐᒃ
(ee-na-bin o-ween ga-ee-shi-we-deck)

Stomach Cancer
gaa'amoogot omisatak
ᑲᐊᒧᑯᑦ ᐅᒥᓴᑕᒃ
(ga-a-mo-goot o-mi-sa-taak)
Cancer that occurs in the stomach organ that is part of the digestive system. It mixes food with digestive juices and churns it into a thin liquid so nutrients can be absorbed.

Stomatitis (see macositis)
iinaabin gaa'izhiwiidek
ᐃᓇᐱᐟ ᑲᐃᔑᐧᐃᒐᒃ
(ee-na-bin o-ween ga-ee-shi-we-deck)

Sunscreen
gaazhizhobiiginaniwak gigizhadek
ᑲᔑᓂᐱᑭᓇᓂᐧᐊᒃ ᑭᑭᓃᒐᒃ
(ga-shi-sho-be-gi-na-ni-wuck key-gi-sha-teck)
A cream, lotion or gel applied to the skin to help protect it from the harmful rays of the sun. Sunscreens are rated in strength by the sun protection factor (SPF) from 2 to 60; the higher the number, the greater the protection.

Surgery
maajishoowewin
ᒪᒋᓂᐧᐁᐧᐃᐟ
(ma-chih-sho-weh-win)
Cutting open the body to remove a cancer tumour. A Surgeon is a doctor who does surgery.

Suture
gaagashgigwanidwa gaa'ishgwamaajizhoodwa
ᑲᑲᐣᑭᐧᑲᓂᐧᑕ ᑲᐃᐣᐧᑲᒪᒋᓂᐧᑕ
(ga-gash-gi-gwa-ni-dwa ga-eesh-kwa-ma-chih-sho-twa)
Is sewn up - stitches in the skin after surgery.

Sweating
gaawabazonaniwak
ᑲᐧᐊᐸᓱᓇᓂᐧᐊᒃ
(ga-wa-ba-zo-na-ni-wuck)
Getting very hot, perspiring. Can be a sign of cancer or a side effect of chemotherapy.

Symptoms, has
gaa'ani'izhiyaaniwak giishbin gaa'amoogot
ᑲᐊᓂᐃᔑᔾᓂᐧᐊᒃ ᑭᐣᐱᐟ ᑲᐊᒧᑯᑦ
(ga-a-ni-ee-zhi-yaa-ni-wuck geesh-pin ga-a-mo-goot)
Physical changes that may be signs of cancer or another disease.

Systemic Therapy (See chemotherapy)
iinaabin gaa'izhi'ozhibii'idek atawi'igowin
ᐃᓇᐱᐟ ᑲᐃᔑᐅᔑᐱᐃᒐᒃ ᐊᑕᐧᐃᐃᑯᐧᐃᐟ
(ee-na-bin ga-ee-zhi-o-zhi-be-e-teck a-ta-we-e-ko-win)

----- T -----

Terminal Cancer
ji'aninisigot gaagijiyaagoset amoogowin
ᒋᐊᓂᓂᓱᑯᑦ ᑲᑭᒋᔾᑯᓴᑦ ᐊᒧᑯᐧᐃᐟ
(chih-a-ni-ni-si-goot ga-gi-chih-ya-ko-set a-mo-ko-win)
An advanced, progressively worsening cancer that cannot be cured and eventually results in death.

Test results, has negative
gaawin gegoon jiwabajigaadek aakoziwin gi'izhimigigade gaaginanaatawigigejigadek
ᑲᐧᐃᐢ ᕿᑯᐢ ᒋᐧᐊᐸᒋᑲᑌᒃ ᐊᑯᐧᐃᐢ ᑭᐃᑦᒥᑭᑲᑌ ᑲᑭᓇᓇᑕᐧᐃᑭᕿᑲᑌᒃ
(ga-win geh-goon chih-wa-ba-chih-ga-deck a-ko-see-win key-ee-zhi-mi-ki-ga-deh
ga-gi-na-na-ta-we-ki-geh-chih-ga-deck)
Test shows no problems.

Test results, has positive
gaawabajigaadek gegoon e'izhinagwak gi'izhimikigade
ᑲᐧᐊᐸᒋᑲᑌᒃ ᕿᑯᐢ ᐁᐃᑦᓇᐧᑲᒃ ᑭᐃᑦᒥᑭᑲᑌ ᑲᑭᓇᓇᑕᐧᐃᑭᕿᑲᑌᒃ
(ga-wa-ba-chih-ga-deck geh-goon eee-shih-na-gwuck key-ee-shih-mi-ki-ga-deh)
A test that shows a problem that needs to be checked further.

Testicular Cancer
gaa'amoogot oniishiwig
ᑲᐊᒧᑯᑦ ᐅᓂᑦᐧᐃᒃ
(ga-a-mo-goot o-nee-shih-wick)
Cancer that grows in the testicles, scrotal sac or "balls".

Testicular Self-Examination (TSE)
wiin'igo dibinaawe gaa'adogigenimidisot oniishiwan
ᐧᐃᐢᐃᑯ ᑎᐱᓇᐧᐁ ᑲᐊᑐᑭᕿᓂᒥᑎᐟᑦ ᐅᓂᑦᐧᐊᐢ
(ween-ee-ko ti-pi-na-weh ga-a-to-gi-geh-ni-mi-ti-soot o-nee-shi-wun)
Checking your own testicles (scrotal sac or "balls") to detect lumps, or changes in size or shape.

Thoracotomy
ogagikanig gamaajizhwaaniiwij
ᐅᑲᑭᑲᓂᒃ ᑲᒪᒋᐧᒡᑲᓂᐧᐃᒡ
(o-ga-ki-gun-nick ga-ma-chih-shwa-ga-nee-wich)
An operation to open the chest wall, most commonly to remove a tumour in the chest cavity.

Throat Cancer (See head or neck cancer)
ogwadashgwak gaa'amoogot (iinaabin gaa'ozhibi'iigadek otigwanig magizha ogwekanig gaa'amoogot)
ᐅᐧᑲᑕᐤᐧᑲᒃ ᑲᐊᒧᑯᑦ (ᐃᓇᐱᐢ ᑲᐅᑦᐱᐃᑲᑌᒃ ᐅᑎᐧᑲᓂᒃ ᒪᑭᒍ ᐅᐧᕿᑲᓂᒃ ᑲᐊᒧᑯᑦ)
(o-ko-dush-gwaack ga-a-mo-goot (ee-na-bin ga-o-shih-be-e-ga-deck o-ti-gwa-nick ma-ki-sha o-kwe-ka-nick ga-a-mo-goot))

Thrombosis
gaagibishgwasek omisgweyaabiik
ᑲᑭᐱᐤᐧᑲᔅᑦ ᐅᒥᔅᐧᕿᐳᐱᒃ
(ga-gi-beesh-gwa-sek o-mis-kwee-ya-beek)
A clot in the blood in the vein that blocks it off.

Thrush (see mucosites)
iinaabin gaa'izhiwiidek bigogwanewesi
ᐃᓇᐱᐢ ᑲᐃᑦᐧᐃᑌᒃ ᐱᑯᐧᑲᖮᐧᐁᐟ
(ee-na-bin ga-ee-shih-we-deck bi-ko-kwa-ne-weh-sih)

Thyroid cancer
gaa'amoogot ogwadashgwak inage gaa'ayaag
ᑲᐊᒧᑯᑦ ᐅᐧᑲᑕᐤᐧᑲᒃ ᐃᓇᕿ ᑲᐊᐳᒃ
(ga-a-mo-goot o-gwa-dush-gwaack ee-na-keh ga-a-yaag)
Cancer in the gland that secretes hormones to help regulate growth and metabolism. It is located in the throat, near the windpipe (trachea).

TNM Classification (see staging)
gaa'ojigigejigaadek enigogwak gaa'agogek gaa'amoogot
ᑲᐅᒋᑭᕿᑲᑌᒃ ᐁᓂᑯᐧᑲᒃ ᑲᐊᑯᕿᒃ ᑲᐊᒧᑯᑦ
(ga-o-chih-gi-geh-chih-ga-deck eh-ni-go-gwuck ga-a-ko-geck ga-a-mo-goot)
A systematic way of describing the size, location and spread of a tumour. 'T' describes the primary tumour according to its size and location. 'N' applies to the lymph nodes that drain fluid from the area of the tumour and whether the cancer has spread to them. 'M' explains whether the cancer has spread to distant areas in the body, from the lung to the brain for example.

Total Parenteral Nutrition (TPN)
gaa'oji'ashaamij gaasaagaabigeshig magizha gaye biidabigenigan
ᑲᐅᒋᐊᘧᒥᒡ ᑲᔅᑲᐱᕿᔑᒃ ᒪᑭᘧ ᑲᐸ ᐱᑕᐱᑭᓂᑲᓐ
(ga-o-chih-a-sha-mich ga-sa-ga-bi-keh-shick ma-gi-sha ga-yeh bee-da-bi-keh-ni-gun)
Giving nutrients through an intravenous or feeding tube to bypass the digestive system. This is also called hyperalimentation.

Toxic reaction
gaa'amoogot onatawi'igowin nanasanadan jibijiboowiset
ᑲᐊᒧᑯᑦ ᐅᓇᑕ·ᐃᐃᑯ·ᐃᓐ ᓇᓇᔅᓇᑕᓐ ᒋᐱᒋᐳ·ᐃᔅᑦ
(ga-a-mo-goot o-na-ta-we-e-go-win na-na-sa-na-tun chih-bi-chih-bo-wi-set)
Serious side effects of chemotherapy or radiation treatment that are dangerous or poisonous.

Tracheostomy
gaamaajizhwaaganiwij weweni jibabagidanaamoot
ᑲᒪᒋ·ᘧᑲᓂ·ᐃᒡ ·ᐁ·ᐁᓂ ᒋᐸᐸᑭᑕᓇᒧᑦ
(ga-ma-chih-shwa-ga-nee-wich weh-weh-ni chih-ba-gi-da-na-moot)
A surgical procedure in which an opening is made in the windpipe usually to ease breathing and may be permanent for cancer of the throat or larynx. (see larynx cancer).

Transfusion
gaamiinaaganiiwit misgwiini
ᑲᒥᓇᑲᓂ·ᐃᑦ ᒥᔅ·ᑭᓂ
(ga-me-na-ga-nee-wit mis-kwee-ni)
Giving blood to patient.

Tumour (see cancer)
iinaabin gaa'moogot gaa'izhiwiidek
ᐃᓇᐱᓐ ᑲᐊᒧᑯᑦ ᑲᐃᕿ·ᐃᐡᒃ
(ee-na-bin ga-a-mo-goot ga-ee-shih-we-deck)

----- U -----

Ultrasound
gaamazinadesig gaa'ojiganawaabajigadek ezhinagwanogwen wiiyaawig
ᑲᒪᓯᓇᐡᓯᒃ ᑲᐅᒋᑲᓇ·ᐊᐸᒋᑲᐡᒃ ᐁᕿᓇ·ᑲᓄ·ᑭᓐ ·ᐃᐅ·ᐃᒃ
(ga-ma-si-na-teh-sick ga-o-chih-ga-na-wa-ba-chih-ka-teck eh-zhi-na-gwa-no-gwen wee-ya-wick)
A picture that uses sound waves to outline the shape of tissues and organs in the body and to detect abnormalities. Ultrasound tests may be used to help differentiate between cysts and solid tumours.

Unconventional Therapy
gaa'ojigagwejijigaadek pakaan gegoon atawi'igowin gaa'amoogot
ᑲᐅᒋᑲ·ᑭᒋᒋᑲᐡᒃ ᐸᑲᓐ ᑭᑯᓐ ᐊᑕ·ᐃᐃᑯ·ᐃᓐ ᑲᐊᒧᑯᑦ
(ga-o-chih-ga-gweh-chih-chih-ka-teck pa-kaan geh-goon a-ta-we-e-ko-win ga-a-mo-goot)
A therapy outside the conventional cancer treatments. Examples include herbal therapies or special diets, art or music therapy, or natural health practices. May also be called 'alternative therapy".

Urinalysis
shikiiwinaboo gaa'odabinigadek ezhinagwanogwen
ᕿᑭ·ᐃᓇᐳ ᑲᐅᑕᐱᓂᑲᐡᒃ ᐁᕿᓇ·ᑲᓄ·ᑭᓐ
(shih-key-wi-na-bo ga-o-da-pi-ni-ga-deck eh-zhi-na-gwa-no-gwen)
A routine urine test that describes the colour, appearance and contents of a urine sample.

Urinary Tract Infection, has
shikiiwin gaaminiiwagamig
ᕿᑭ·ᐃᓐ ᑲᒥᓂ·ᐊᑲᒥᒃ
(shih-key-win ga-mi-nee-wa-ga-mick)
Has pus in the urine.

Uterine Cancer
abinooji gaa'ojisaagijinitawigit gaa'amoogot ii'iima bijiyaa'i
ᐊᐱᓄᒋ ᑲᐅᒋᓴᑭᒋᓂᑕᐧᐃᑭᑦ ᑲᐊᒧᑯᑦ ᐃᐃᒪ ᐱᒋᐳᐃ
(a-bi-noo-che ga-o-chih-sa-ki-chih-ni-ta-we-git ga-a-mo-goot ee-ee-ma be-chih-ya-he)
Cancer of the female organs.

----- V -----

Vagina
abinooji gaa'ojinitawigit
ᐊᐱᓄᒋ ᑲᐅᒋᓂᑕᐧᐃᑭᑦ
(a-bi-noo-che ga-o-chih-ni-ta-we-git)
Passage where a baby comes through when it is born.

Vein
miskweyaab
ᒥᔅᑭᐳᑉ
(mis-kwe-yaab)
A blood vessel that carries deoxygenated blood from the body back to the heart and lungs.

Vertigo, has
giwashgweyaabadap
ᑭᐧᐊᐩᐧᑭᐳᑉᑕᑉ
(key-wush-gwe-ya-ba-dap)
See dizzy

Virus
agaasin gaamanajoozhiwak aakoziwin gaa'ojimagak
ᐊᑲᓯᐢ ᑲᒪᓇᒍᔑᐧᐊᑊ ᐊᑯᓯᐧᐃᐢ ᑲᐅᒋᒪᑲᑊ
(a-ga-sin ga-ma-na-cho-zhi-wuck a-ko-see-win ga-o-che-ma-guck)
A tiny organism that invades and grows in cells and thereby alters their function.

Vomit
zhishigakowe
ᔑᔑᑲᑯᐧᐁ
(shih-shih-ka-go-weh)
To throw up the contents of the stomach through the mouth.

----- W -----

White Blood Cells (leukocytes - blast cells)
misgwiimig gaawabishgaagin izhinikadewan misgwii jiminowiiji'iiwemagak wiiyaawig oji manijoosh gaye bijiboowisewin miinawaa gaamanaa'odapinag gegoonan
ᒥᔅᑭᒥᑊ ᑲᐧᐊᐱᐦᑲᑭᐢ ᐃᔑᓂᑲᐡᐧᐊᐢ ᒥᔅᑭ ᒋᒥᓄᐧᐃᒋᐃᐧᐁᒪᑲᑊ ᐧᐃᐳᐧᐃᑊ ᐅᒋ ᒪᓂᒍᐦ ᑲᐸ ᐱᒋᐳᐧᐃᔅᐧᐃᐢ ᒥᓇᐧᐊ ᑲᒪᓇᐅᑕᐱᓇᑊ ᕐᑯᓇᐢ
(mis-kwee-mick ga-wa-bish-ka-kin ee-shih-ni-ka-deh-wun mis-kwee chih-mi-no-we-che-ee-weh-ma-guck we-ya-wick o-chih ma-ni-choosh ga-yeh pi-chih-bo-wi-seh-win mee-na-wa ga-ma-na-o-da-pi-nuck geh-goonun)
White substance in the blood that help fight invading germs, infections and allergy-causing agents.

----- X -----

X-Rays
shaabwadeshimigowin
ᓱᐧᐸᐃᔑᒥᑯᐧᐃᐢ
(sha-bwa-deh-shi-mi-go-win)
A picture of your body is used to diagnose and treat cancer.

Notes